

Licensing Task Force Construction Subcommittee

WORKFORCE & APPRENTICESHIP DATA

At the Construction Subcommittee’s organizational meeting on February 27, 2026, the committee discussed several topics, including apprenticeships and workforce availability. The committee requested data regarding both topics for its next meeting.

The following pages are snapshots by county and provide:

Labor market information¹, including:

- Labor force, employment, and unemployment statistics; and
- A list of the county’s largest employers

Apprenticeship information², including:

- The number of apprenticeships by occupation category for 2024, 2025, and 2026; and
- Active sponsors over the last three years

The apprenticeship data highlights occupations that are licensed by the DLI.




¹ Data compiled from DLI labor market database: Local Area Profiles

² Data compiled from the DLI registered apprenticeship database: Montana’s Registered Apprenticeship Program

Beaverhead County

LABOR FORCE & EMPLOYMENT DATA



- The **labor force** in Beaverhead County included **4,741** people in 2024, or **0.8%** of Montana’s total labor force.
- Total **employment** in Beaverhead County was **4,615** people in 2024, or **0.8%** of Montana’s total employment.
- **Unemployment** in Beaverhead County was **126** people in 2024, or **0.7%** of Montana’s total unemployed.
- The **unemployment rate** in Beaverhead County was **2.7%** in 2024.

Beaverhead County's Largest Employers	
businessname	Employment Range
BARRETT HOSPITAL & HEALTH CARE	100 to 249 employees
SAFeway	100 to 249 employees
ELEVATION NEWCO LLC	50 to 99 employees
PIONEER CARE & REHABILITATION	50 to 99 employees
RENAISSANCE SENIOR CARE LLC	50 to 99 employees
SOUTHWESTERN MONTANA FAMILY YMCA	50 to 99 employees
TOWN & COUNTRY WAREHOUSE GROCERS	50 to 99 employees
TOWN PUMP INC	50 to 99 employees
PAULS MOTOR COMPANY	20 to 49 employees
SPARKYS GARAGE INC	20 to 49 employees

Beaverhead County

NUMBER OF APPRENTICESHIPS BY OCCUPATION

Occupation	Active Apprenticeships		
	2024	2025	2026
Brickmasons and Blockmasons	0	1	1
Carpenters	1	1	0
Electricians	5	6	5
Plumbers, Pipefitters, and Steamfitters	8	11	6
Total Apprenticeships	14	19	12
Total Apprenticeships leading to Licensure	13	17	11
% of Total	93%	89%	92%

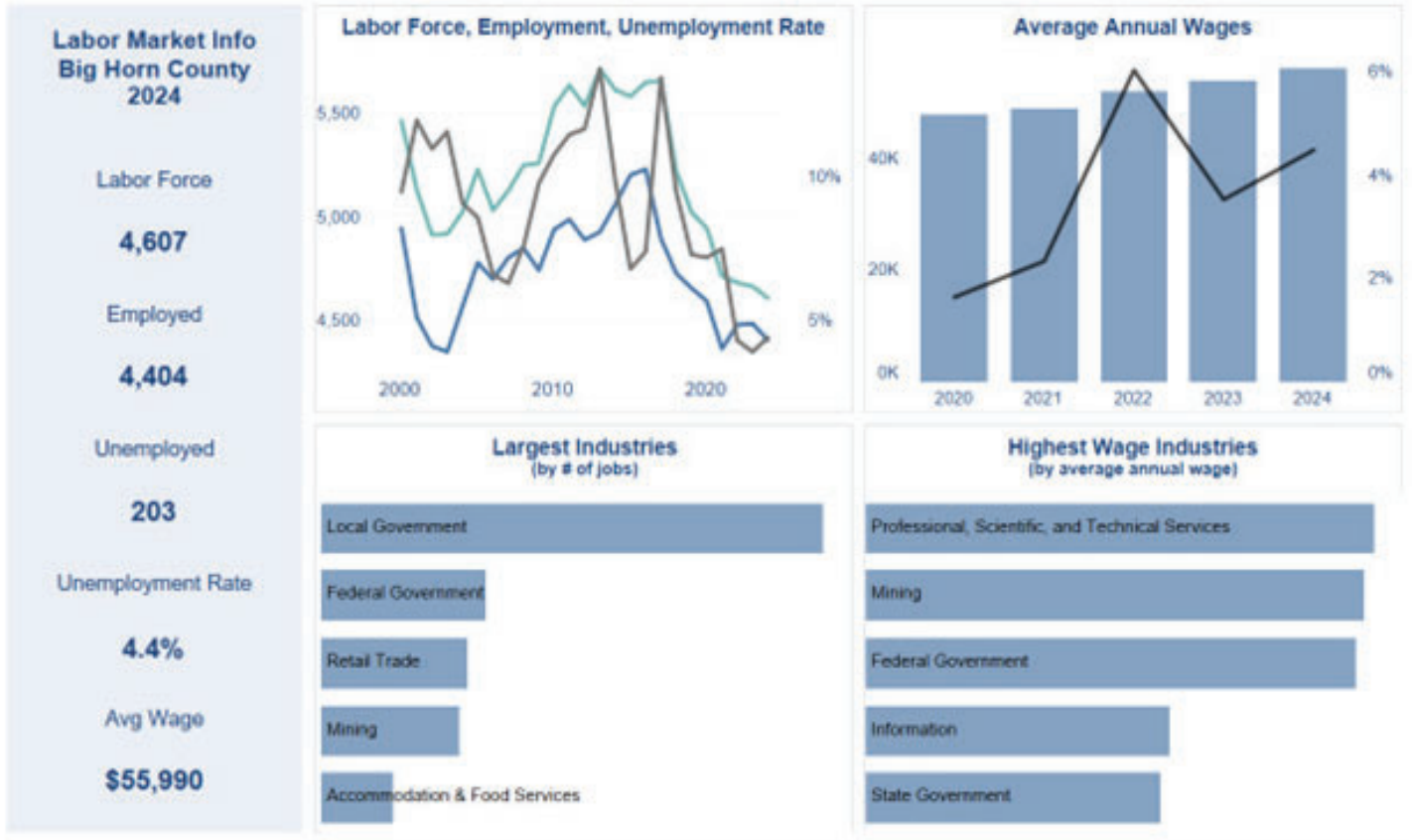
ACTIVE SPONSORS OVER THE LAST THREE YEARS



Occupation	Sponsors
Brickmasons and Blockmasons	1
Carpenters	2
Electricians	5
Maintenance and Repair Workers, General	1
Medical Records Specialists	1
Plumbers, Pipefitters, and Steamfitters	3
Total Sponsors	13
Total Sponsors leading to Licensure	8
% of Total	62%

Big Horn County

LABOR FORCE & EMPLOYMENT DATA



- The **labor force** in Big Horn County included **4,607** people in 2024, or **0.8%** of Montana’s total labor force.
- Total **employment** in Big Horn County was **4,404** people in 2024, or **0.8%** of Montana’s total employment.
- **Unemployment** in Big Horn County was **203** people in 2024, or **1.2%** of Montana’s total unemployed.
- The **unemployment rate** in Big Horn County was **4.4%** in 2024.

Big Horn County's Largest Employers	
businessname	Employment Range
NAVAJO TRANSITIONAL ENERGY COMPANY	250 to 499 employees
BIG HORN COUNTY MEMORIAL HOSPITAL	100 to 249 employees
LOVE'S TRAVEL STOPS & COUNTRY STORE	100 to 249 employees
BIGHORN VALLEY HEALTH CENTER INC	50 to 99 employees
CUSTER BATTLEFIELD TRADING POST	50 to 99 employees
MCDONALDS	50 to 99 employees
ST LABRE INDIAN SCH EDUC ASSOC	50 to 99 employees
WESTMORELAND ABSALOKA MINING	50 to 99 employees
HARDIN GENERATING STATION	20 to 49 employees
LITTLE HORN IGA	20 to 49 employees

Big Horn County

NUMBER OF APPRENTICESHIPS BY OCCUPATION

Occupation	Active Apprenticeships		
	2024	2025	2026
Boilermakers	1	1	0
Carpenters	3	1	1
Electrical Power-Line Installers and Repairers	0	3	3
Electricians	2	2	2
Total Apprenticeships	6	7	6
Total Apprenticeships leading to Licensure	2	2	2
% of Total	33%	29%	33%

ACTIVE SPONSORS OVER THE LAST THREE YEARS

2024
3
Sponsors

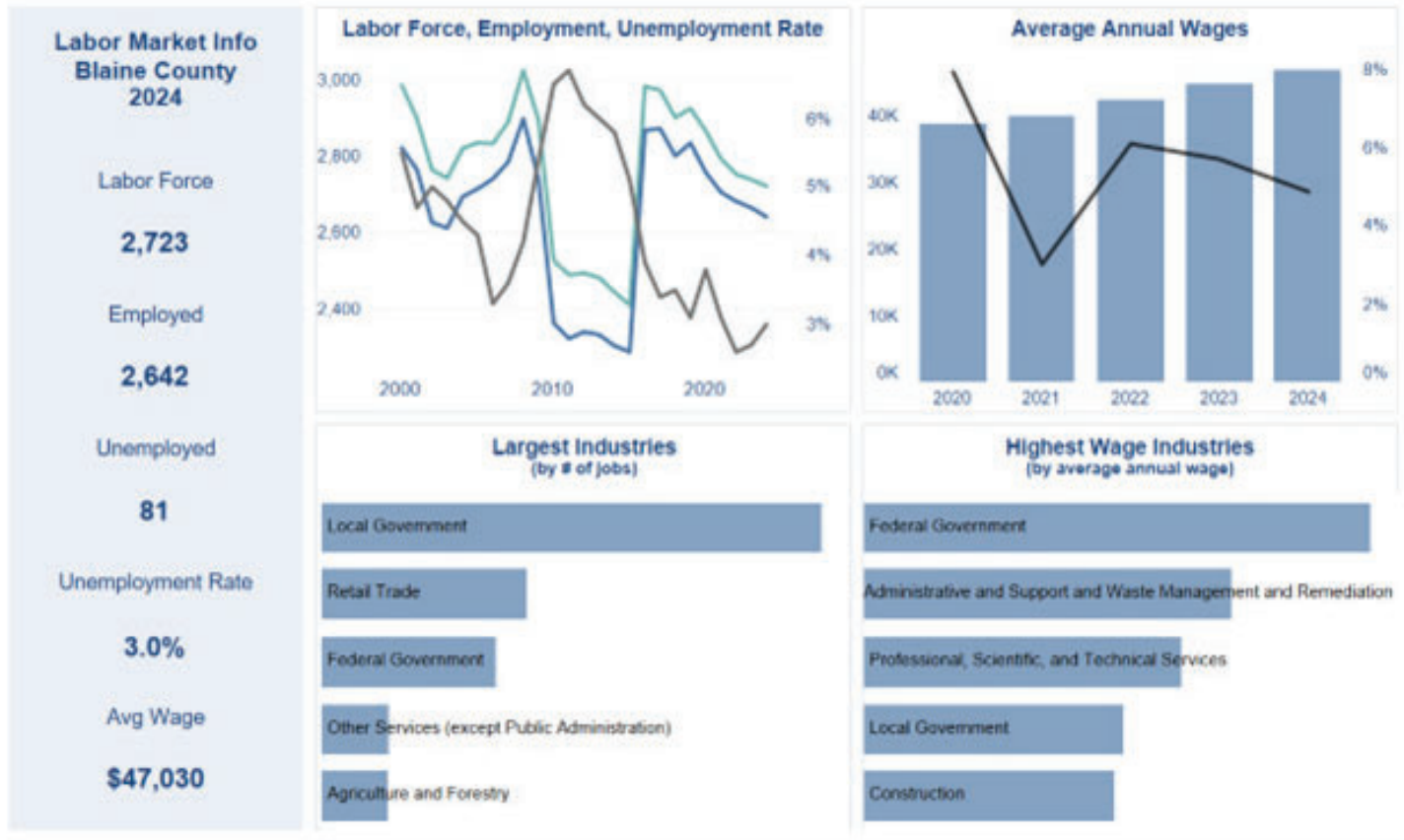
2025
4
Sponsors

2026
3
Sponsors

Occupation	Sponsors
Boilermakers	1
Bookkeeping, Accounting, and Auditing Clerks	1
Brickmasons and Blockmasons	1
Carpenters	1
Electrical Power-Line Installers and Repairers	2
Electricians	4
Inspectors, Testers, Sorters, Samplers, and Weighers	1
Nursing Assistants	2
Total Sponsors	13
Total Sponsors leading to Licensure	4
% of Total	31%

Blaine County

LABOR FORCE & EMPLOYMENT DATA



- The **labor force** in Blaine County included **2,723** people in 2024, or **0.5%** of Montana's total labor force.
- Total **employment** in Blaine County was **2,642** people in 2024, or **0.5%** of Montana's total employment.
- **Unemployment** in Blaine County was **81** people in 2024, or **0.5%** of Montana's total unemployed.
- The **unemployment rate** in Blaine County was **3.0%** in 2024.

Blaine County's Largest Employers	
businessname	Employment Range
SWEET MEMORIAL NURSING HOME	50 to 99 employees
ALBERTSONS	20 to 49 employees
BIGHORN VALLEY HEALTH CENTER INC	20 to 49 employees
EZ MART	20 to 49 employees
TOWN PUMP INC	20 to 49 employees

Blaine County

NUMBER OF APPRENTICESHIPS BY OCCUPATION

Occupation	Active Apprenticeships		
	2024	2025	2026
Butchers and Meat Cutters	0	1	0
Total Apprenticeships	0	1	0
Total Apprenticeships leading to Licensure	0	0	0
% of Total	0%	0%	0%

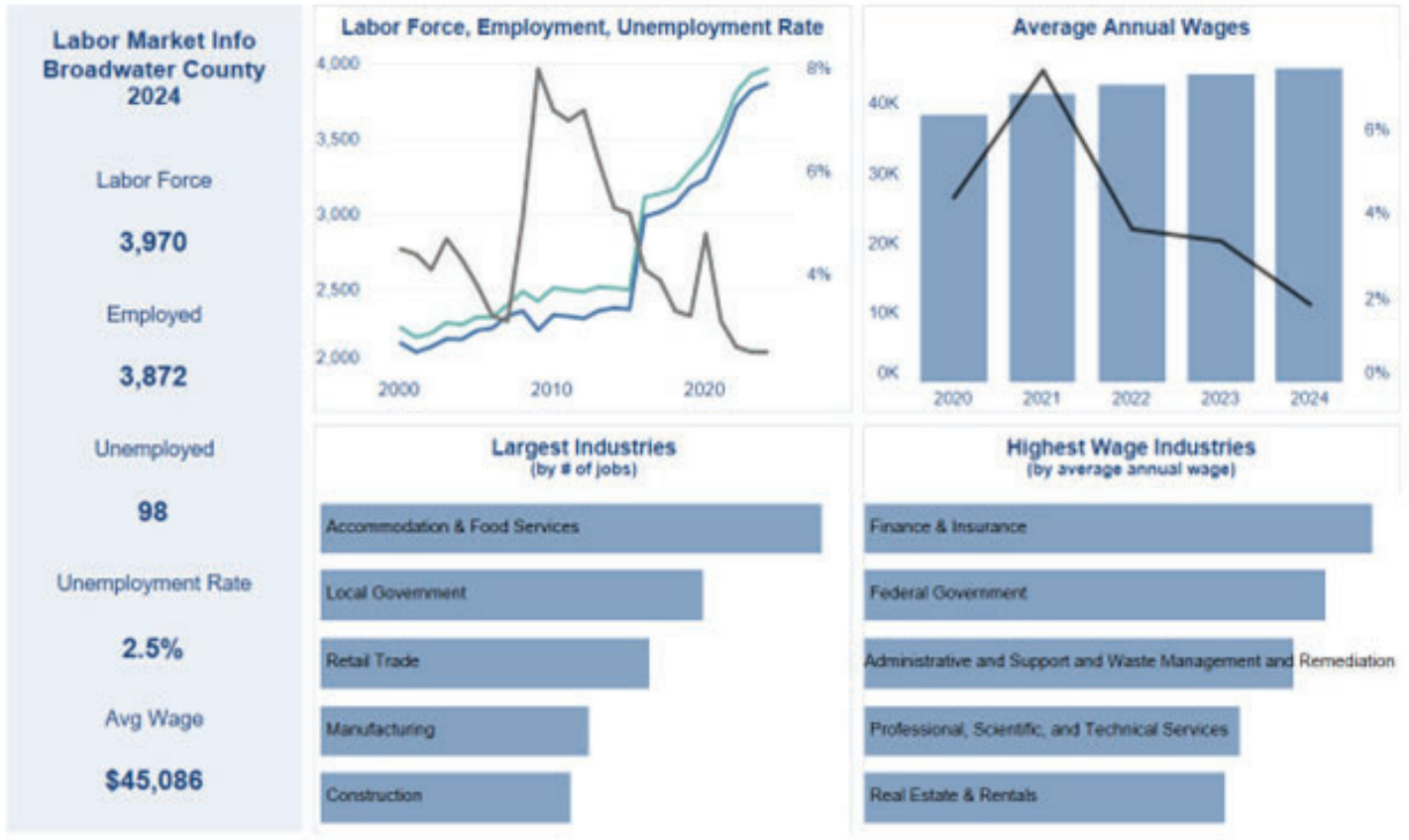
ACTIVE SPONSORS OVER THE LAST THREE YEARS



Occupation	Sponsors
Butchers and Meat Cutters	1
Childcare Workers	1
Licensed Practical and Licensed Vocational Nurses	1
Nursing Assistants	3
Plumbers, Pipefitters, and Steamfitters	2
Total Sponsors	8
Total Sponsors leading to Licensure	3
% of Total	38%

Broadwater County

LABOR FORCE & EMPLOYMENT DATA



- The **labor force** in Broadwater County included **3,970** people in 2024, or **0.7%** of Montana's total labor force.
- Total **employment** in Broadwater County was **3,872** people in 2024, or **0.7%** of Montana's total employment.
- **Unemployment** in Broadwater County was **98** people in 2024, or **0.6%** of Montana's total unemployed.
- The **unemployment rate** in Broadwater County was **2.5%** in 2024.

Broadwater County's Largest Employers	
businessname	Employment Range
WHEAT HOLDINGS LLC	100 to 249 employees
BRIDGER PUB & GRILL	50 to 99 employees
DEACONESS MEDICAL CENTER	50 to 99 employees
TEASERS	50 to 99 employees
BOBS THRIFTWAY	20 to 49 employees
CENEX	20 to 49 employees
CENTRAL ELECTRIC INC	20 to 49 employees
CONTINENTAL LIME INC	20 to 49 employees
TOWN PUMP INC	20 to 49 employees
BIG BULL BAR & GRILL	10 to 19 employees

Broadwater County

NUMBER OF APPRENTICESHIPS BY OCCUPATION

Occupation	Active Apprenticeships		
	2024	2025	2026
Carpenters	0	1	1
Electricians	3	4	3
Plumbers, Pipefitters, and Steamfitters	7	6	6
Total Apprenticeships	10	11	10
Total Apprenticeships leading to Licensure	10	10	9
% of Total	100%	91%	90%

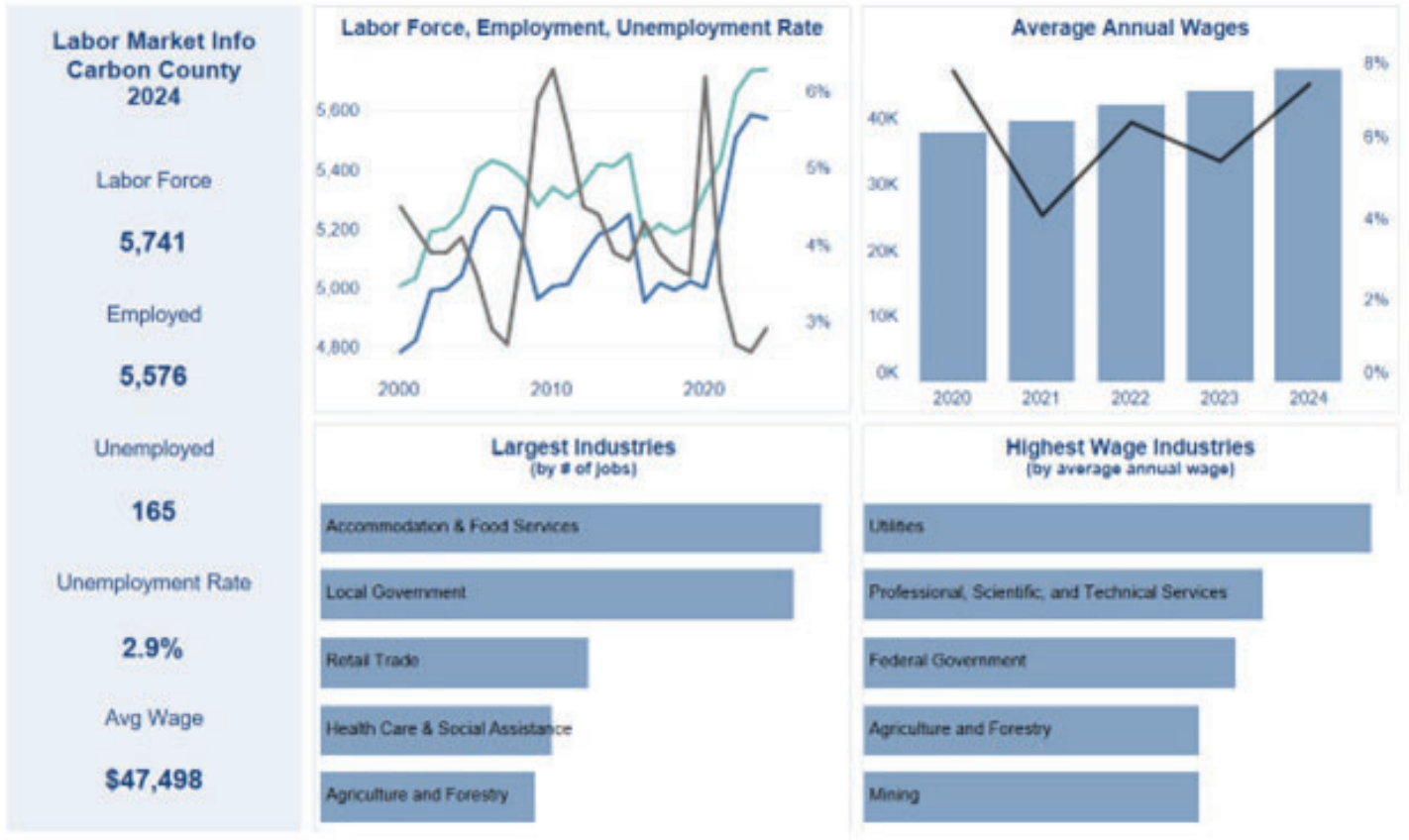
ACTIVE SPONSORS OVER THE LAST THREE YEARS



Occupation	Sponsors
Boilermakers	1
Carpenters	1
Electricians	3
Plumbers, Pipefitters, and Steamfitters	4
Total Sponsors	9
Total Sponsors leading to Licensure	7
% of Total	78%

Carbon County

LABOR FORCE & EMPLOYMENT DATA



- The **labor force** in Carbon County included **5,741** people in 2024, or **1.0%** of Montana’s total labor force.
- Total **employment** in Carbon County was **5,576** people in 2024, or **1.0%** of Montana’s total employment.
- **Unemployment** in Carbon County was **165** people in 2024, or **1.0%** of Montana’s total unemployed.
- The **unemployment rate** in Carbon County was **2.9%** in 2024.

Carbon County's Largest Employers	
businessname	Employment Range
BEARTOOTH BILLINGS CLINIC	100 to 249 employees
MONTANA WILDFIRE	100 to 249 employees
NATALIS RESTAURANT & BAR	50 to 99 employees
RED LODGE MOUNTAIN RESORT	50 to 99 employees
BABCOCK & MILES ENTERPRISES INC	20 to 49 employees
BANK OF RED LODGE	20 to 49 employees
BEARTOOTH MARKET	20 to 49 employees
BLACK CANYON BISTRO	20 to 49 employees
BOGARTS RESTAURANT	20 to 49 employees
TOWN PUMP INC	20 to 49 employees

Carbon County

NUMBER OF APPRENTICESHIPS BY OCCUPATION

Occupation	Active Apprenticeships		
	2024	2025	2026
Carpenters	1	1	1
Electric Motor, Power Tool, and Related Repairers	2	2	1
Electricians	9	12	12
Plumbers, Pipefitters, and Steamfitters	4	4	3
Total Apprenticeships	16	19	17
Total Apprenticeships leading to Licensure	13	16	15
% of Total	81%	84%	88%

ACTIVE SPONSORS OVER THE LAST THREE YEARS



Occupation	Sponsors
Carpenters	2
Childcare Workers	1
Electrical Power-Line Installers and Repairers	1
Electricians	6
Nursing Assistants	1
Plumbers, Pipefitters, and Steamfitters	4
Total Sponsors	15
Total Sponsors leading to Licensure	10
% of Total	67%

Carter County

LABOR FORCE & EMPLOYMENT DATA



- The **labor force** in Carter County included **706** people in 2024, or **0.1%** of Montana's total labor force.
- Total **employment** in Carter County was **690** people in 2024, or **0.1%** of Montana's total employment.
- **Unemployment** in Carter County was **16** people in 2024, or **0.1%** of Montana's total unemployed.
- The **unemployment rate** in Carter County was **2.3%** in 2024.

Carter County's Largest Employers	
businessname	Employment Range
DAHL MEMORIAL HEALTHCARE ASSN	50 to 99 employees
IJKALAKA GROCERY INC	10 to 19 employees
OCC-O'CONNOR CROPS & CATTLE LLC	10 to 19 employees
SOUTHEAST ELECTRIC COOPERATIVE INC	10 to 19 employees
TRAILS END RANCH	10 to 19 employees

Carter County

NUMBER OF APPRENTICESHIPS BY OCCUPATION

Occupation	Active Apprenticeships		
	2024	2025	2026
Electrical Power-Line Installers and Repairers	0	6	6
Total Apprenticeships	0	6	6
Total Apprenticeships leading to Licensure	0	0	0
% of Total	0%	0%	0%



ACTIVE SPONSORS OVER THE LAST THREE YEARS

Occupation	Sponsors
Electrical Power-Line Installers and Repairers	1
Health Education Specialists	1
Total Sponsors	2
Total Sponsors leading to Licensure	0
% of Total	0%

Cascade County

LABOR FORCE & EMPLOYMENT DATA



- The **labor force** in Cascade County included **39,828** people in 2024, or **6.9%** of Montana's total labor force.
- Total **employment** in Cascade County was **38,651** people in 2024, or **6.9%** of Montana's total employment.
- **Unemployment** in Cascade County was **1,177** people in 2024, or **6.9%** of Montana's total unemployed.
- The **unemployment rate** in Cascade County was **3.0%** in 2024.

Cascade County's Largest Employers	
businessname	Employment Range
BENEFIS HEALTHCARE	1000 employees and above
GREAT FALLS CLINIC	500 to 999 employees
WAL MART	500 to 999 employees
ALBERTSONS LLC	250 to 499 employees
BENEFIS MEDICAL GROUP INC	250 to 499 employees
C S W INC	250 to 499 employees
CALUMET GP LLC	250 to 499 employees
CENTENE MANAGEMENT	250 to 499 employees
LOENBRO LLC	250 to 499 employees
ADF INTERNATIONAL INC	100 to 249 employees
AWARE INC	100 to 249 employees
COMMUNITY HEALTH CARE CENTER INCORP	100 to 249 employees
D A DAVIDSON & CO	100 to 249 employees
EASTER SEALS GOODWILL	100 to 249 employees
HIMCO INC	100 to 249 employees

Cascade County

NUMBER OF APPRENTICESHIPS BY OCCUPATION

Occupation	Active Apprenticeships		
	2024	2025	2026
Administrative Services Managers	1	0	0
Automotive Body and Related Repairers	1	0	0
Butchers and Meat Cutters	2	1	1
Carpenters	40	39	22
Childcare Workers	16	12	10
Electrical and Electronic Engineering Technologists and Technicians	2	4	3
Electricians	13	12	10
Elevator and Escalator Installers and Repairers	1	0	0
Farm Equipment Mechanics and Service Technicians	0	6	5
Floor Layers, Except Carpet, Wood, and Hard Tiles	0	1	1
Heating, Air Conditioning, and Refrigeration Mechanics and Installers	6	6	6
Licensed Practical and Licensed Vocational Nurses	2	4	3
Medical Assistants	6	5	0
Plumbers, Pipefitters, and Steamfitters	75	91	73
Registered Nurses	2	3	2
Sheet Metal Workers	13	17	11
Surgical Technologists	0	0	1
Water and Wastewater Treatment Plant and System Operators	15	11	14
Total Apprenticeships	195	212	162
Total Apprenticeships leading to Licensure	93	110	88
% of Total	48%	52%	54%

Cascade County

ACTIVE SPONSORS OVER THE LAST THREE YEARS

2024
38
Sponsors

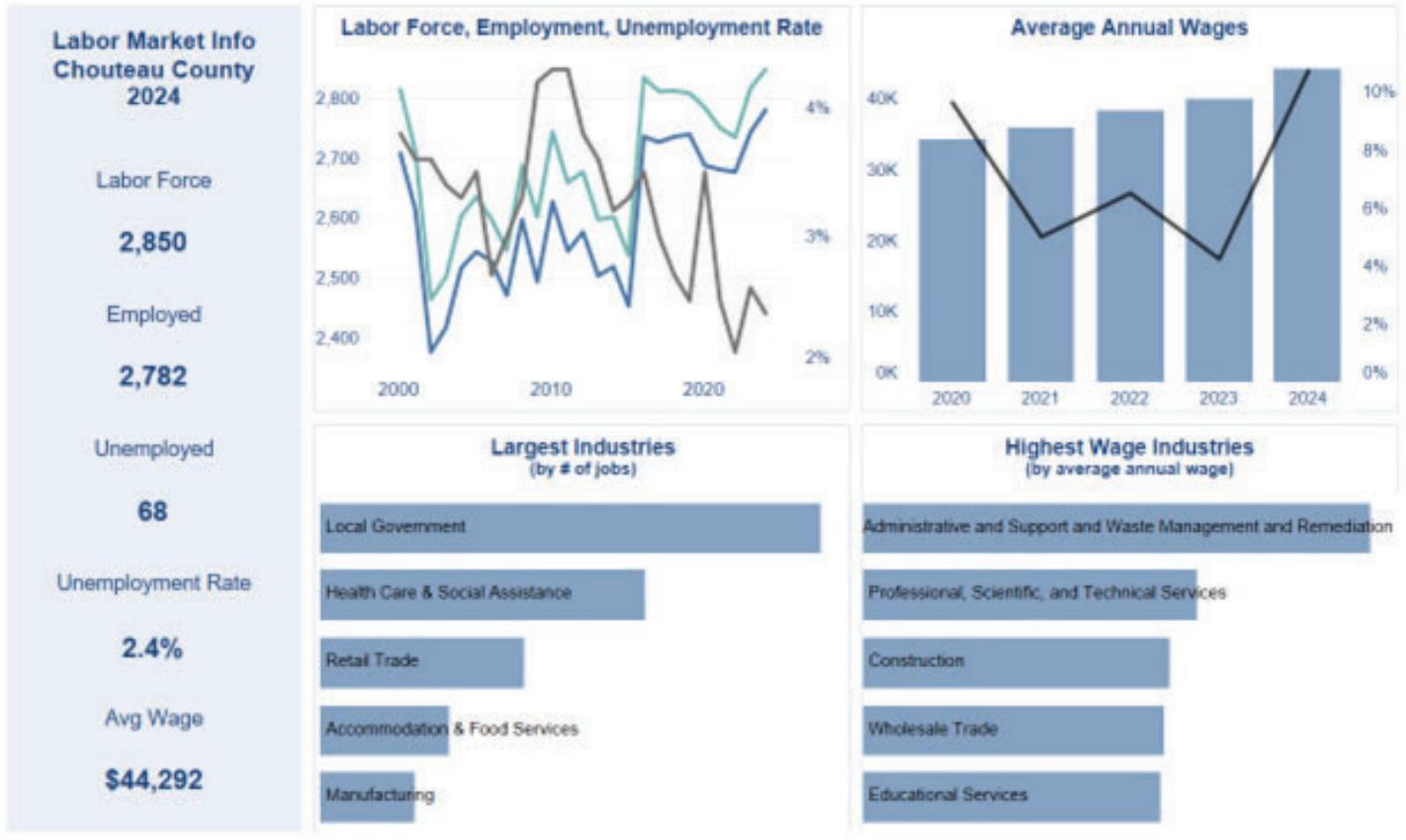
2025
42
Sponsors

2026
41
Sponsors

Occupation	Sponsors
Administrative Services Managers	1
Automotive Body and Related Repairers	1
Automotive Service Technicians and Mechanics	1
Boilermakers	1
Brick Masons and Block Masons	1
Bus and Truck Mechanics and Diesel Engine Specialists	1
Butchers and Meat Cutters	1
Carpenters	10
Child Care Workers	5
Electrical and Electronic Engineering Technologists and Technicians	1
Electricians	14
Elevator and Escalator Installers and Repairers	1
Farm Equipment Mechanics and Service Technicians	1
Floor Layers, Except Carpet, Wood, and Hard Tiles	1
Heating, Air Conditioning, and Refrigeration Mechanics and Installers	9
Inspectors, Testers, Sorters, Samplers, and Weighers	1
Licensed Practical and Licensed Vocational Nurses	1
Maintenance and Repair Workers, General	1
Medical Assistants	1
Medical Transcriptionists	1
Paramedics	1
Plumbers, Pipefitters, and Steamfitters	38
Registered Nurses	2
Sheet Metal Workers	6
Surgical Technologists	1
Water and Wastewater Treatment Plant and System Operators	14
Total Sponsors	116
Total Sponsors leading to Licensure	57
% of Total	49%

Choteau County

LABOR FORCE & EMPLOYMENT DATA



- The **labor force** in Choteau County included **2,850** people in 2024, or **0.5%** of Montana's total labor force.
- Total **employment** in Choteau County was **2,782** people in 2024, or **0.5%** of Montana's total employment.
- **Unemployment** in Choteau County was **68** people in 2024, or **0.4%** of Montana's total unemployed.
- The **unemployment rate** in Choteau County was **2.4%** in 2024.

Choteau County's Largest Employers	
businessname	Employment Range
BENEFIS HOSPITAL	50 to 99 employees
BIG SANDY MEDICAL CENTER INC	50 to 99 employees
BIG SANDY ACTIVITIES INC	20 to 49 employees
GRAND UNION HOTEL & UNION GRILLE	20 to 49 employees
IND HEMP LLC	20 to 49 employees

Choteau County

NUMBER OF APPRENTICESHIPS BY OCCUPATION

Occupation	Active Apprenticeships		
	2024	2025	2026
Boilermakers	0	1	1
Licensed Practical and Licensed Vocational Nurses	0	1	1
Registered Nurses	0	3	3
Welders, Cutter, Solders, and Brazers	2	2	2
Total Apprenticeships	2	7	7
Total Apprenticeships leading to Licensure	0	4	4
% of Total	0%	57%	57%

ACTIVE SPONSORS OVER THE LAST THREE YEARS

2024
1
Sponsors

2025
4
Sponsors

2026
4
Sponsors

Occupation	Sponsors
Boilermakers	2
Carpenters	1
Licensed Practical and Licensed Vocational Nurses	1
Medical Records Specialists	1
Plumbers, Pipefitters, and Steamfitters	1
Registered Nurses	2
Welders, Cutters, Solders, and Brazers	2
Total Sponsors	10
Total Sponsors leading to Licensure	4
% of Total	40%

Custer County

LABOR FORCE & EMPLOYMENT DATA



- The **labor force** in Custer County included **6,727** people in 2024, or **1.2%** of Montana's total labor force.
- Total **employment** in Custer County was **6,556** people in 2024, or **1.2%** of Montana's total employment.
- **Unemployment** in Custer County was **171** people in 2024, or **1.0%** of Montana's total unemployed.
- The **unemployment rate** in Custer County was **2.5%** in 2024.

Custer County's Largest Employers	
businessname	Employment Range
HOLY ROSARY HOSPITAL	250 to 499 employees
STOCKMAN BANK	100 to 249 employees
TRANSCO RAIL CAR REPAIR INC	100 to 249 employees
WAL MART	100 to 249 employees
WATKINS DISTRIBUTING	100 to 249 employees
ALBERTSONS	50 to 99 employees
EASTERN MONTANA INDUSTRIES	50 to 99 employees
MCDONALDS	50 to 99 employees
MONTANA HEALTH NETWORK INC	50 to 99 employees
TOWN PUMP INC	50 to 99 employees

Custer County

NUMBER OF APPRENTICESHIPS BY OCCUPATION

Occupation	Active Apprenticeships		
	2024	2025	2026
Bus and Truck Mechanics and Diesel Engine Specialists	0	1	1
Community Health Workers	23	12	5
Electricians	9	11	8
Medical Assistants	5	7	3
Nursing Assistants	3	3	3
Total Apprenticeships	38	34	20
Total Apprenticeships leading to Licensure	9	11	8
% of Total	24%	32%	40%

ACTIVE SPONSORS OVER THE LAST THREE YEARS

2024
8
Sponsors

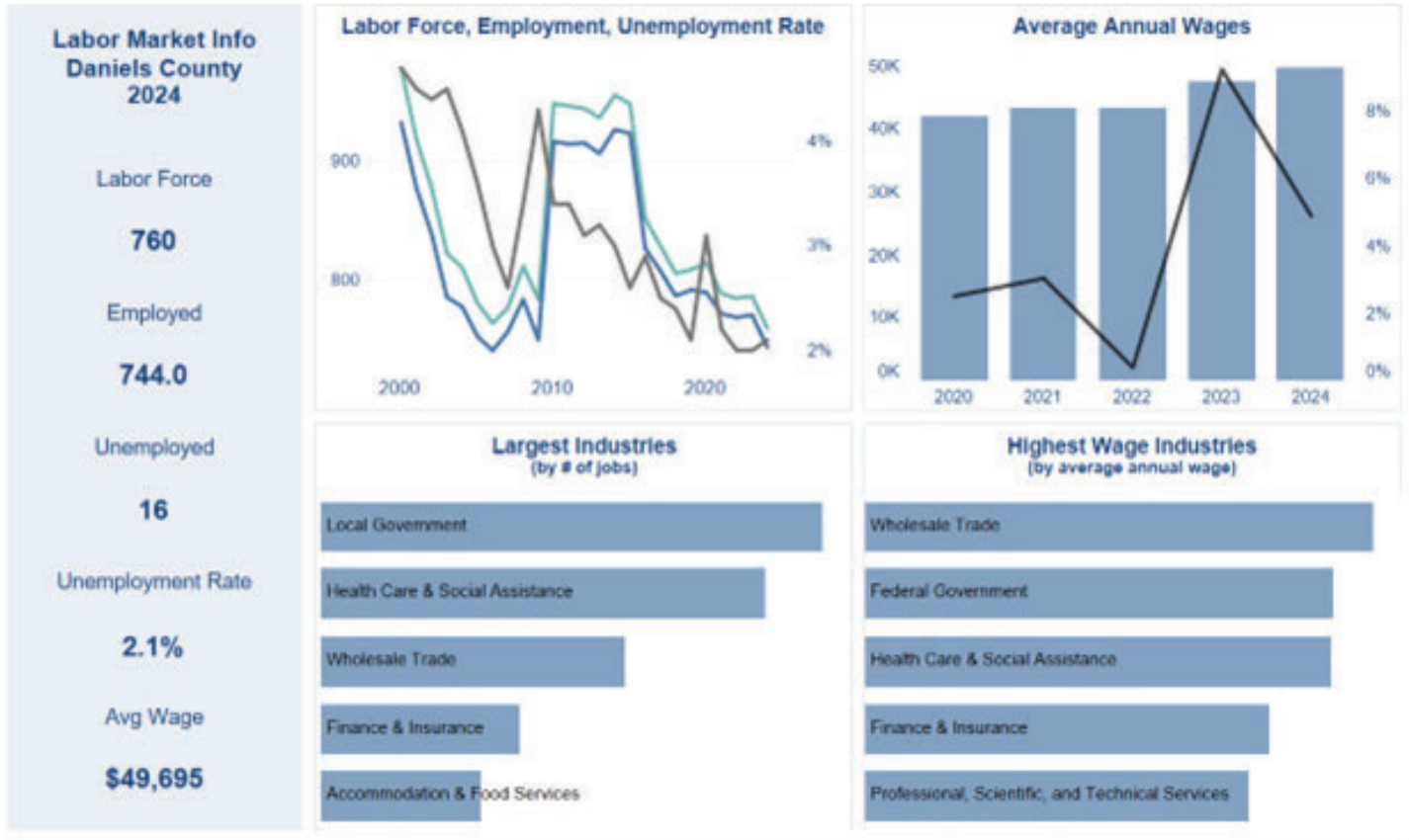
2025
9
Sponsors

2026
9
Sponsors

Occupation	Sponsors
Boilermakers	1
Bus and Truck Mechanics and Diesel Engine Specialists	1
Community Health Workers	22
Electricians	11
Emergency Medical Technicians	1
Firefighters	1
Health Technologists and Technicians, All Other	6
Licensed Practical and Licensed Vocational Nurses	5
Medical and Clinical Laboratory Technicians	2
Medical Assistants	5
Nurse Practitioners	1
Nursing Assistants	23
Pharmacy Aides	1
Phlebotomists	5
Plumbers, Pipefitters, and Steamfitters	2
Total Sponsors	87
Total Sponsors leading to Licensure	22
% of Total	25%

Daniels County

LABOR FORCE & EMPLOYMENT DATA



- The **labor force** in Daniels County included **760** people in 2024, or **0.1%** of Montana's total labor force.
- Total **employment** in Daniels County was **744** people in 2024, or **0.1%** of Montana's total employment.
- **Unemployment** in Daniels County was **16** people in 2024, or **0.1%** of Montana's total unemployed.
- The **unemployment rate** in Daniels County was **2.1%** in 2024.

Daniels County's Largest Employers	
businessname	Employment Range
DANIELS MEMORIAL HOSPITAL ASSOCIATION	50 to 99 employees
VALLEY RURAL TELEPHONE COOP ASSOC	50 to 99 employees
PRO CO-OP	20 to 49 employees
DANIELS-SHERIDAN FED CREDIT UNION	10 to 19 employees
TANDE GROCERY	10 to 19 employees

Daniels County

NUMBER OF APPRENTICESHIPS BY OCCUPATION

Occupation	Active Apprenticeships		
	2024	2025	2026
Total Apprenticeships	0	0	0
Total Apprenticeships leading to Licensure	0	0	0
% of Total	0%	0%	0%

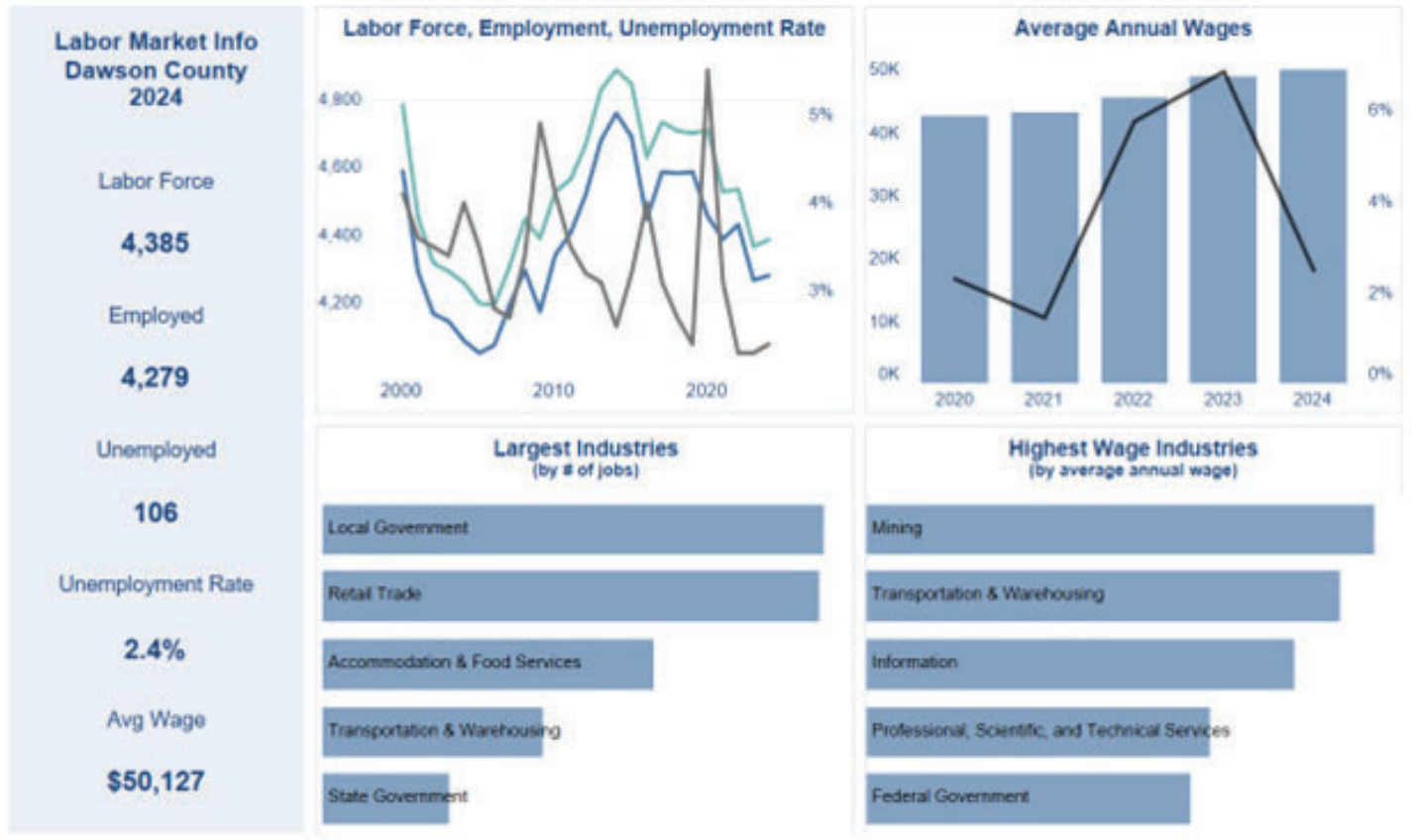
ACTIVE SPONSORS OVER THE LAST THREE YEARS



Occupation	Sponsors
NA	
Total Sponsors	0
Total Sponsors leading to Licensure	0
% of Total	0%

Dawson County

LABOR FORCE & EMPLOYMENT DATA



- The **labor force** in Dawson County included **4,385** people in 2024, or **0.8%** of Montana’s total labor force.
- Total **employment** in Dawson County was **4,279** people in 2024, or **0.8%** of Montana’s total employment.
- **Unemployment** in Dawson County was **106** people in 2024, or **0.6%** of Montana’s total unemployed.
- The **unemployment rate** in Dawson County was **2.4%** in 2024.

Dawson County's Largest Employers	
businessname	Employment Range
GLENDIVE MEDICAL CENTER	250 to 499 employees
WILLISTON BASIN INTERSTATE PIPELINE	100 to 249 employees
ALBERTSONS	50 to 99 employees
BTCM STAFFING LLC	50 to 99 employees
GLENDIVE NURSING AND REHAB CENTER	50 to 99 employees
REYNOLDS WAREHOUSE GROCERY	50 to 99 employees
CROSS PETROLEUM SERVICE	20 to 49 employees
TOWN PUMP INC	20 to 49 employees
UPS	20 to 49 employees
YELLOWSTONE RIVER INN INC	20 to 49 employees

Dawson County

NUMBER OF APPRENTICESHIPS BY OCCUPATION

Occupation	Active Apprenticeships		
	2024	2025	2026
Butchers and Meat Cutters	2	2	2
Carpenters	0	5	0
Electricians	6	0	3
Heating, Air Conditioning, and Refrigeration Mechanics and Installers	1	1	1
Plumbers, Pipefitters, and Steamfitters	4	3	3
Total Apprenticeships	13	11	9
Total Apprenticeships leading to Licensure	10	3	3
% of Total	77%	27%	33%

ACTIVE SPONSORS OVER THE LAST THREE YEARS



Occupation	Sponsors
Butchers and Meat Cutters	1
Electricians	5
Health Information Technologists and Medical Registrars	1
Heating, Air Conditioning, and Refrigeration Mechanics and Installers	2
Medical Records Specialists	1
Plumbers, Pipefitters, and Steamfitters	2
Total Sponsors	12
Total Sponsors leading to Licensure	7
% of Total	58%

Deer Lodge County

LABOR FORCE & EMPLOYMENT DATA



- The **labor force** in Deer Lodge County included **4,471** people in 2024, or **0.8%** of Montana’s total labor force.
- Total **employment** in Deer Lodge County was **4,324** people in 2024, or **0.8%** of Montana’s total employment.
- **Unemployment** in Deer Lodge County was **147** people in 2024, or **0.9%** of Montana’s total unemployed.
- The **unemployment rate** in Deer Lodge County was **3.3%** in 2024.

Deer Lodge County's Largest Employers	
businessname	Employment Range
COMMUNITY HOSPITAL OF ANACONDA	250 to 499 employees
AWARE INC	100 to 249 employees
PRIME TIME HEALTHCARE LLC	100 to 249 employees
WATCH EAST	100 to 249 employees
AFFCO	50 to 99 employees
ALBERTSONS	50 to 99 employees
MOUNTAIN MEDICAL STAFFING	50 to 99 employees
STOKES FRESH FOOD MARKET	50 to 99 employees
JORDAN CONTRACTING INC	20 to 49 employees
TOWN PUMP INC	20 to 49 employees

Deer Lodge County

NUMBER OF APPRENTICESHIPS BY OCCUPATION

Occupation	Active Apprenticeships		
	2024	2025	2026
Boilermakers	0	1	1
Brickmasons and Blockmasons	2	1	0
Carpenters	1	3	1
Childcare Workers	3	4	4
Electricians	4	5	3
Plumbers, Pipefitters, and Steamfitters	1	1	1
Welders, Cutter, Solders, and Brazers	2	3	1
Total Apprenticeships	13	18	11
Total Apprenticeships leading to Licensure	5	6	4
% of Total	38%	33%	36%

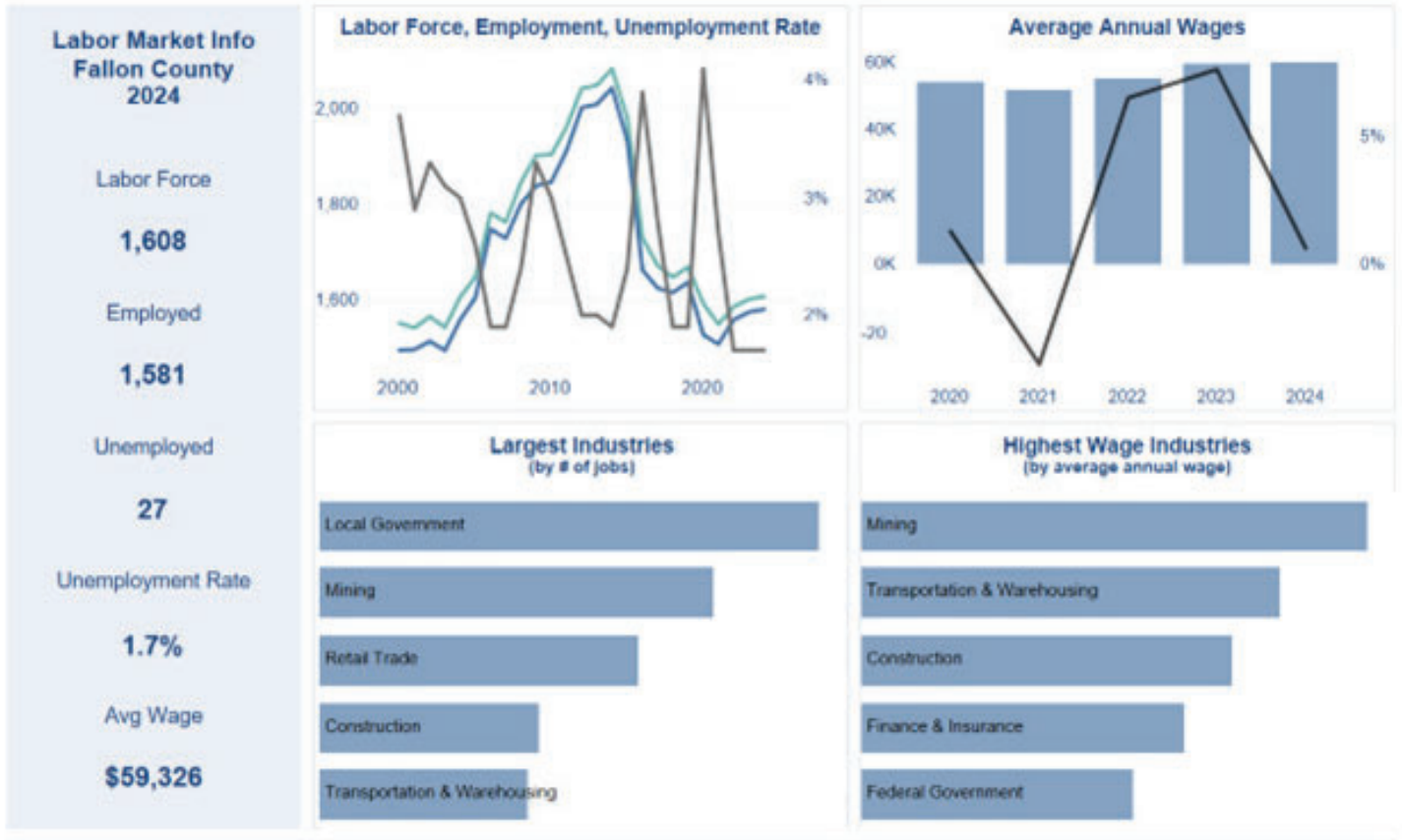
ACTIVE SPONSORS OVER THE LAST THREE YEARS



Occupation	Sponsors
Boilermakers	1
Brick Masons and Block Masons	1
Carpenters	4
Childcare Workers	1
Electricians	1
Plumbers, Pipefitters, and Steamfitters	1
Welders, Cutters, Solders, and Brazers	1
Total Sponsors	10
Total Sponsors leading to Licensure	2
% of Total	20%

Fallon County

LABOR FORCE & EMPLOYMENT DATA



- The **labor force** in Fallon County included **1,608** people in 2024, or **0.3%** of Montana's total labor force.
- Total **employment** in Fallon County was **1,581** people in 2024, or **0.3%** of Montana's total employment.
- **Unemployment** in Fallon County was **27** people in 2024, or **0.2%** of Montana's total unemployed.
- The **unemployment rate** in Fallon County was **1.7%** in 2024.

Fallon County's Largest Employers	
businessname	Employment Range
DENBURY ONSHORE LLC	50 to 99 employees
FALLON MEDICAL COMPLEX INC	50 to 99 employees
SCOUT ENERGY MANAGMENT LLC	50 to 99 employees
4 J WELL SERVICE INC	20 to 49 employees
D & M SOLUTIONS INC	20 to 49 employees
FARMERS UNION OIL CO. OF BAKER	20 to 49 employees
REYNOLDS WAREHOUSE GROCERY	20 to 49 employees
RUNNING SUPPLY, INC.	20 to 49 employees
THE BANK OF BAKER	20 to 49 employees
WILLISTON BASIN INTERSTATE PIPELINE	20 to 49 employees

Fallon County

NUMBER OF APPRENTICESHIPS BY OCCUPATION

Occupation	Active Apprenticeships		
	2024	2025	2026
Electricians	6	6	6
Total Apprenticeships	6	6	6
Total Apprenticeships leading to Licensure	6	6	6
% of Total	100%	100%	100%

2024
2
Sponsors

2025
2
Sponsors

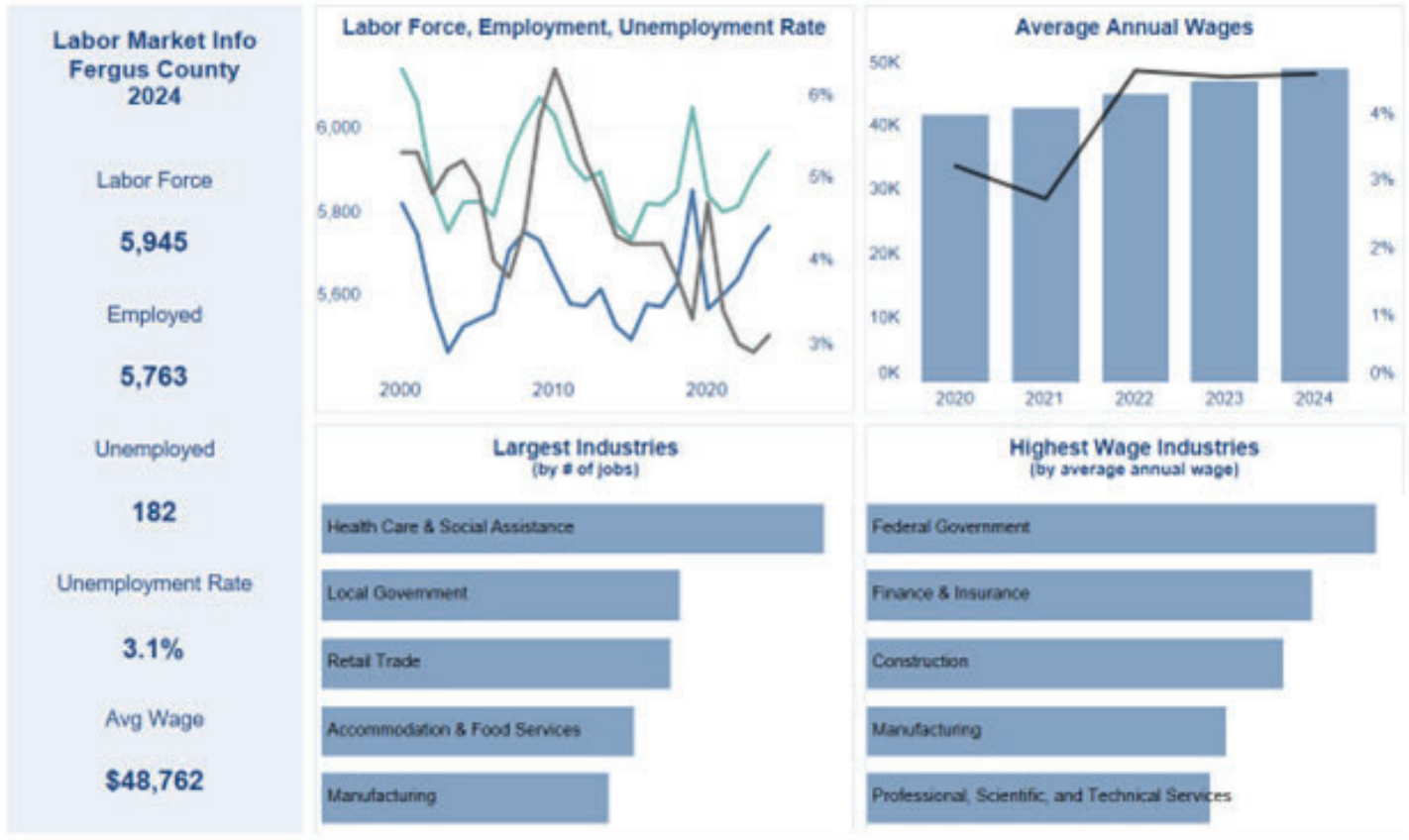
2026
2
Sponsors

ACTIVE SPONSORS OVER THE LAST THREE YEARS

Occupation	Sponsors
Electricians	5
Total Sponsors	5
Total Sponsors leading to Licensure	5
% of Total	100%

Fergus County

LABOR FORCE & EMPLOYMENT DATA



- The **labor force** in Fergus County included **5,945** people in 2024, or **1.0%** of Montana's total labor force.
- Total **employment** in Fergus County was **5,763** people in 2024, or **1.0%** of Montana's total employment.
- **Unemployment** in Fergus County was **182** people in 2024, or **1.1%** of Montana's total unemployed.
- The **unemployment rate** in Fergus County was **3.1%** in 2024.

Fergus County's Largest Employers	
businessname	Employment Range
CENTRAL MONTANA MEDICAL FACILITIES	250 to 499 employees
ALBERTSONS	100 to 249 employees
CENTURY INDUSTRIES INC	100 to 249 employees
ALLIED STEEL	50 to 99 employees
BIGHORN VALLEY HEALTH CENTER INC	50 to 99 employees
MCDONALDS	50 to 99 employees
SPIKA WELDING & MANUFACTURING INC	50 to 99 employees
TOWN & COUNTRY WAREHOUSE GROCERS	50 to 99 employees
VALLE VISTA REHABILITATION & NURSING	50 to 99 employees
YOGO INN	50 to 99 employees

Fergus County

NUMBER OF APPRENTICESHIPS BY OCCUPATION

Occupation	Active Apprenticeships		
	2024	2025	2026
Carpenters	1	1	1
Electrical Power-Line Installers and Repairers	3	3	3
Electricians	46	41	29
Operating Engineers and Other Construction Equipment Operators	0	0	1
Plumbers, Pipefitters, and Steamfitters	5	6	4
Veterinary Technologists and Technicians	0	0	2
Total Apprenticeships	55	51	40
Total Apprenticeships leading to Licensure	51	47	35
% of Total	93%	92%	88%

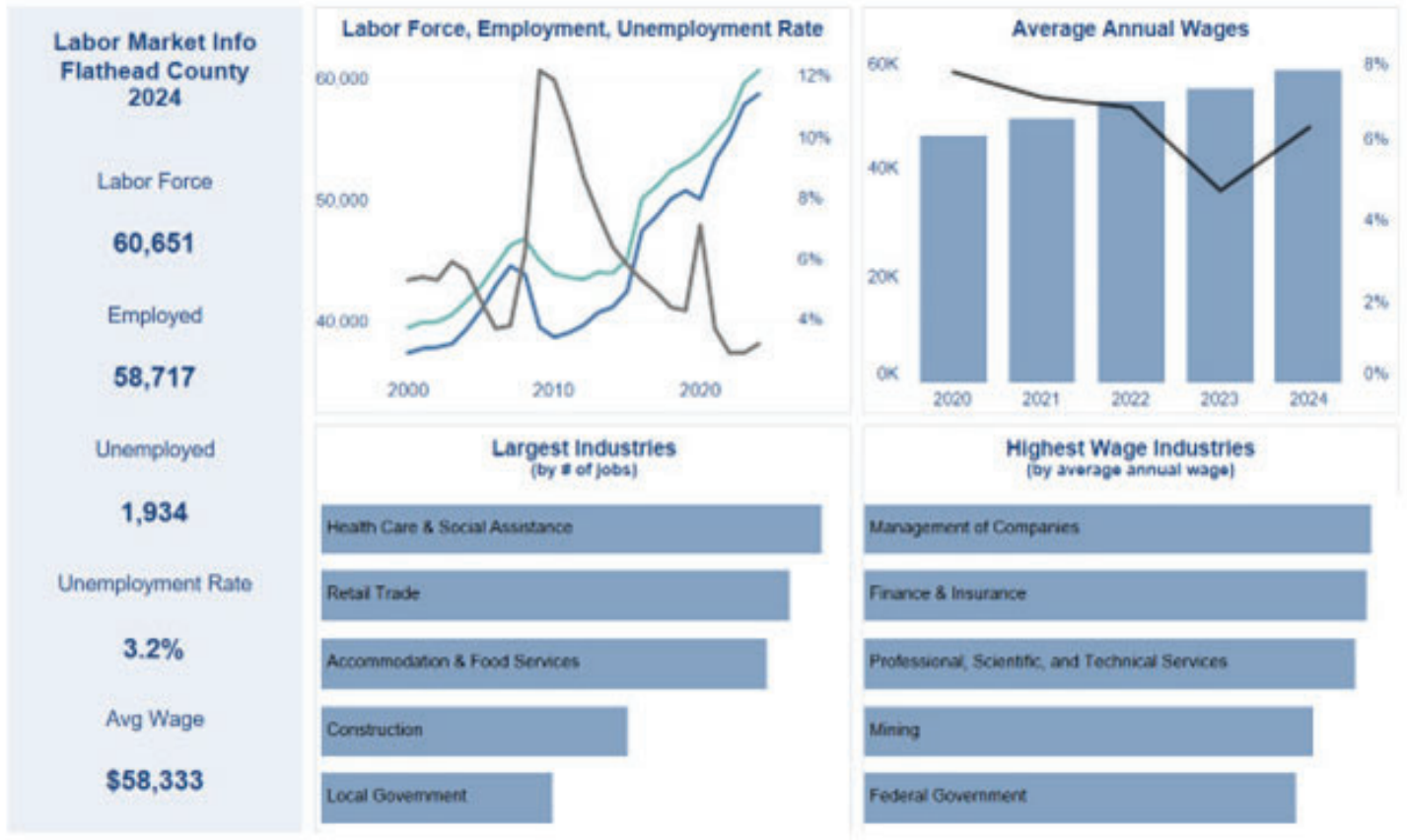
ACTIVE SPONSORS OVER THE LAST THREE YEARS



Occupation	Sponsors
Carpenters	2
Childcare Workers	2
Electrical Power-Line Installers and Repairers	1
Electricians	6
Medical and Health Services Managers	1
Operating Engineers and Other Construction Equipment Operators	1
Phlebotomists	1
Plumbers, Pipefitters, and Steamfitters	3
Veterinary Technologists and Technicians	1
Total Sponsors	18
Total Sponsors leading to Licensure	10
% of Total	56%

Flathead County

LABOR FORCE & EMPLOYMENT DATA



- The **labor force** in Flathead County included **60,651** people in 2024, or **10.5%** of Montana’s total labor force.
- Total **employment** in Flathead County was **58,717** people in 2024, or **10.5%** of Montana’s total employment.
- **Unemployment** in Flathead County was **1,934** people in 2024, or **11.3%** of Montana’s total unemployed.
- The **unemployment rate** in Flathead County was **3.2%** in 2024.

Flathead County's Largest Employers	
businessname	Employment Range
KALISPELL REGIONAL HOSPITAL	1000 employees and above
APPLIED MATERIALS INC	500 to 999 employees
NORTHWEST HEALTHCARE CORP	500 to 999 employees
WINTER SPORTS INC/BIG MOUNTAIN	500 to 999 employees
A PLUS HEALTH CARE	250 to 499 employees
COSTCO	250 to 499 employees
GLACIER BANCORP INC	250 to 499 employees
IMMANUEL LUTHERAN CORPORATION	250 to 499 employees
LOGAN HEALTH WHITEFISH	250 to 499 employees
MANITO SUPER 1 FOODS INC	250 to 499 employees
TOWN PUMP INC	250 to 499 employees
WAL MART	250 to 499 employees
WEYERHAEUSER NR COMPANY	250 to 499 employees
AVERILL HOSPITALITY LLC	100 to 249 employees
FLATHEAD ELECTRIC COOP INC	100 to 249 employees

Flathead County

NUMBER OF APPRENTICESHIPS BY OCCUPATION

Occupation	Active Apprenticeships		
	2024	2025	2026
Architectural and Civil Drafters	2	0	0
Automotive Body and Related Repairers	2	2	0
Brickmasons and Blockmasons	3	3	2
Carpenters	22	19	15
Childcare Workers	4	4	4
Control and Valve Installers and Repairers, Except Mechanical Door	2	2	0
Electrical and Electronic Repairers, Powerhouse, Substation, and Relay	2	2	1
Electricians	156	181	150
Electronic Equipment Installers and Repairers, Motor Vehicles	5	4	3
Elevator and Escalator Installers and Repairers	3	2	2
Heating, Air Conditioning, and Refrigeration Mechanics and Installers	11	7	3
Machinists	1	1	1
Plumbers, Pipefitters, and Steamfitters	108	122	107
Tapers	9	5	3
Telecommunications Line Installers and Repairers	3	4	4
Total Apprenticeships	333	358	295
Total Apprenticeships leading to Licensure	267	305	259
% of Total	80%	85%	88%

Flathead County

ACTIVE SPONSORS OVER THE LAST THREE YEARS

2024
102
Sponsors

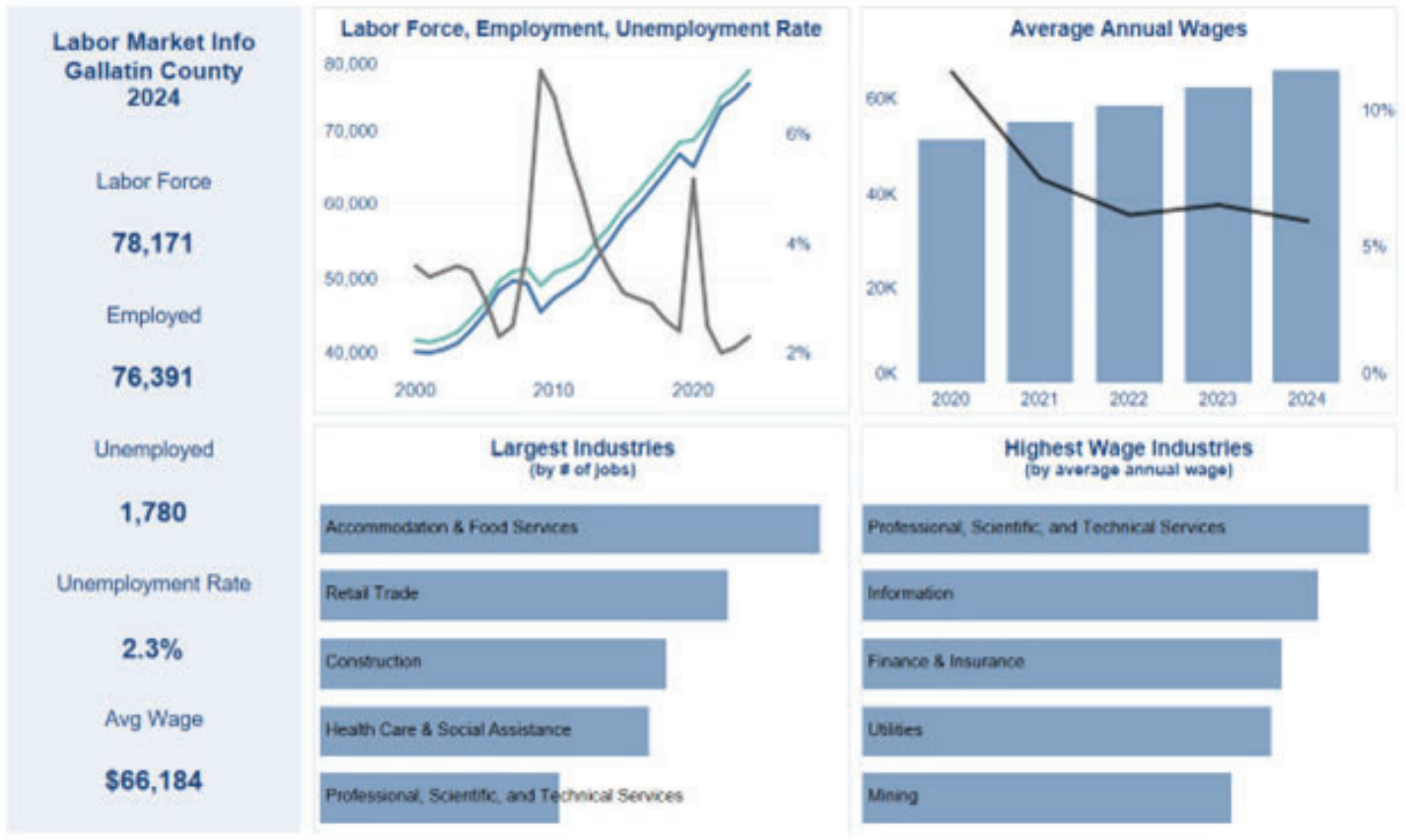
2025
110
Sponsors

2026
103
Sponsors

Occupation	Sponsors
Architectural and Civil Drafters	1
Automotive Body and Related Repairers	1
Automotive Service Technicians and Mechanics	3
Brickmasons and Blockmasons	1
Butchers and Meat Cutters	1
Carpenters	5
Childcare Workers	3
Control and Valve Installers and Repairers, Except Mechanical Door	1
Electrical and Electronic Engineering Technologists and Technicians	1
Electrical and Electronics Repairers, Powerhouse, Substation, and Relay	2
Electrical Power-Line Installers and Repairers	1
Electricians	81
Electronic Equipment Installers and Repairers, Motor Vehicles	4
Elevator and Escalator Installers and Repairers	2
Heating, Air Conditioning, and Refrigeration Mechanics and Installers	7
Machinists	1
Medical Records Specialists	1
Nursing Assistants	4
Plumbers, Pipefitters, and Steamfitters	68
Power Distributors and Dispatchers	1
Separating, Filtering, Clarifying, Precipitating, and Still Machine Setters	1
Sheet Metal Workers	1
Slaughterers and Meat Packers	2
Structural Iron and Steel Workers	1
Tapers	1
Telecommunication Line Installers and Repairers	1
Travel Agents	1
Total Sponsors	197
Total Sponsors leading to Licensure	151
% of Total	77%

Gallatin County

LABOR FORCE & EMPLOYMENT DATA



- The **labor force** in Gallatin County included **78,171** people in 2024, or **13.5%** of Montana’s total labor force.
- Total **employment** in Gallatin County was **76,391** people in 2024, or **13.6%** of Montana’s total employment.
- **Unemployment** in Gallatin County was **1,780** people in 2024, or **10.4%** of Montana’s total unemployed.
- The **unemployment rate** in Gallatin County was **2.3%** in 2024.

Gallatin County's Largest Employers	
businessname	Employment Range
BIG SKY RESORT LLC	1000 employees and above
BOZEMAN HEALTH DEACONESS HOSPITAL	1000 employees and above
YELLOWSTONE CLUB	1000 employees and above
BRIDGER BOWL INC	500 to 999 employees
TOWN PUMP INC	500 to 999 employees
BOZEMAN HEALTH MEDICAL GROUP	250 to 499 employees
COSTCO	250 to 499 employees
KENYON NOBLE LUMBER CO	250 to 499 employees
ORACLE AMERICA INC	250 to 499 employees
RANCH & HOME SUPPLY LLC	250 to 499 employees
RESSLER MOTOR COMPANY	250 to 499 employees
TOWN & COUNTRY FOODS INC	250 to 499 employees
WAL MART	250 to 499 employees
WILLIAMS PLUMBING & HEATING INC	250 to 499 employees
ALBERTSONS	100 to 249 employees

Gallatin County

NUMBER OF APPRENTICESHIPS BY OCCUPATION

Occupation	Active Apprenticeships		
	2024	2025	2026
Barbers	0	0	1
Boilermakers	1	0	0
Carpenters	16	29	22
Childcare Workers	1	1	2
Electricians	287	292	208
Electronic Equipment Installers and Repairers, Motor Vehicles	10	8	6
Elevator and Escalator Installers and Repairers	1	1	1
Heating, Air Conditioning, and Refrigeration Mechanics and Installers	11	19	22
Industrial Engineering Technologists and Technicians	20	12	5
Jewelers and Precious Stone and Metal Workers	1	1	0
Locksmiths and Safe Repairers	2	0	0
Operating Engineers and Other Construction Equipment Operators	0	2	2
Plumbers, Pipefitters, and Steamfitters	211	221	182
Total Apprenticeships	561	586	452
Total Apprenticeships leading to Licensure	499	514	391
% of Total	89%	88%	87%

Gallatin County

ACTIVE SPONSORS OVER THE LAST THREE YEARS

2024
93
Sponsors

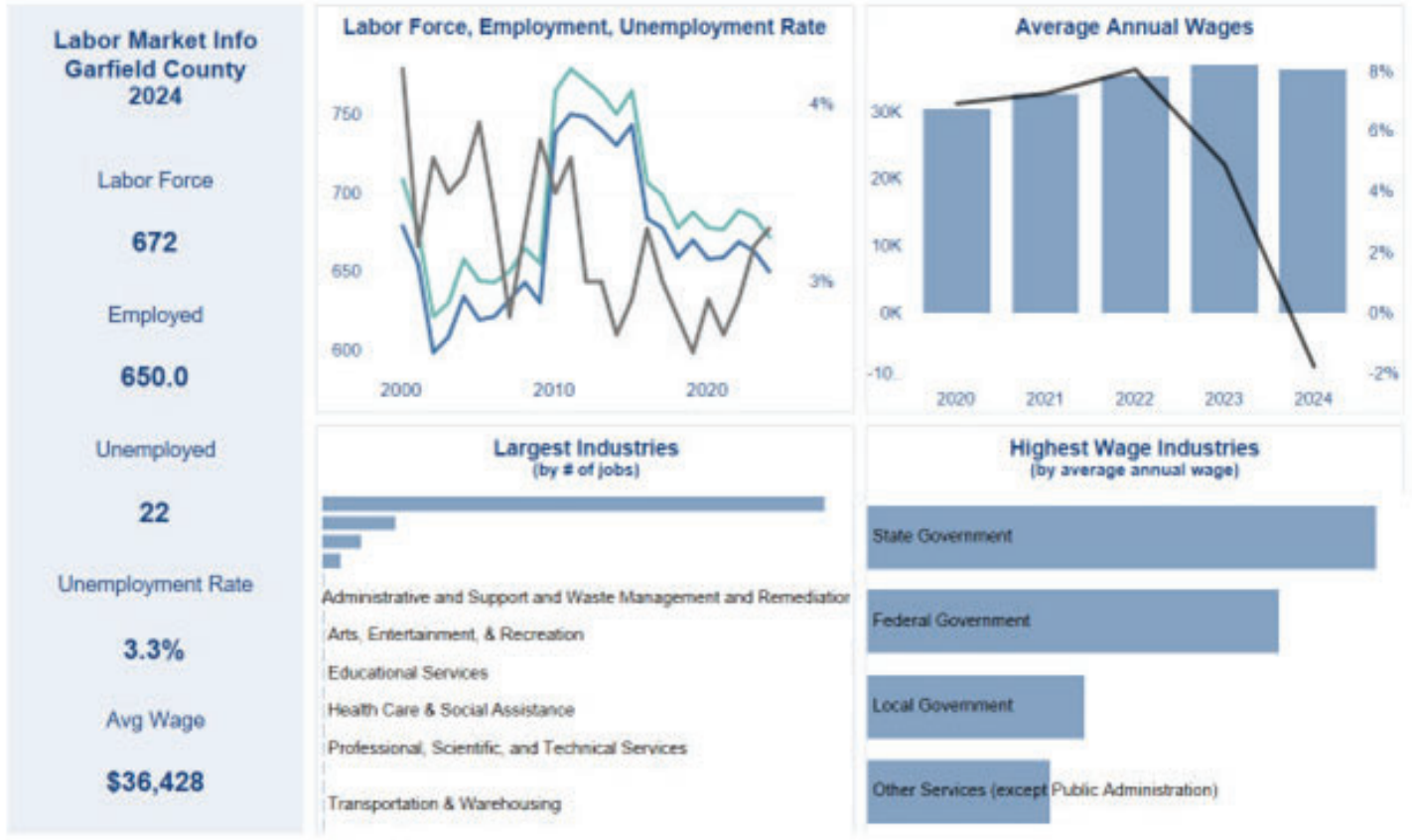
2025
94
Sponsors

2026
79
Sponsors

Occupation	Sponsors
Architectural and Civil Drafters	4
Barbers	2
Boilermakers	1
Brickmasons and Blockmasons	1
Butchers and Meat Cutters	2
Carpenters	7
Childcare Workers	4
Electrical and Electronics Drafters	2
Electricians	84
Electronic Equipment Installers and Repairers, Motor Vehicles	6
Elevator and Escalator Installers and Repairers	2
Heating, Air Conditioning, and Refrigeration Mechanics and Installers	6
Industrial Engineering Technologists and Technicians	3
Jewelers and Precious Stone and Metal Workers	1
Locksmiths and Safe Repairers	1
Medical Records Specialists	1
Nursing Assistants	1
Operating Engineers and Other Construction Equipment Operators	1
Plumbers, Pipefitters, and Steamfitters	61
Sheet Metal Workers	1
Slaughterers and Meat Packers	1
Training and Development Specialists	1
Upholsterers	1
Total Sponsors	194
Total Sponsors leading to Licensure	149
% of Total	77%

Garfield County

LABOR FORCE & EMPLOYMENT DATA



- The **labor force** in Garfield County included **672** people in 2024, or **0.1%** of Montana's total labor force.
- Total **employment** in Garfield County was **650** people in 2024, or **0.1%** of Montana's total employment.
- **Unemployment** in Garfield County was **22** people in 2024, or **0.1%** of Montana's total unemployed.
- The **unemployment rate** in Garfield County was **3.3%** in 2024.

Garfield County's Largest Employers	
businessname	Employment Range
Data unavailable due to confidentiality constraints.	Unknown

Garfield County

NUMBER OF APPRENTICESHIPS BY OCCUPATION

Occupation	Active Apprenticeships		
	2024	2025	2026
Telecommunications Line Installers and Repairers	3	3	3
Total Apprenticeships	3	3	3
Total Apprenticeships leading to Licensure	0	0	0
% of Total	0%	0%	0%

2024
1
Sponsors

2025
1
Sponsors

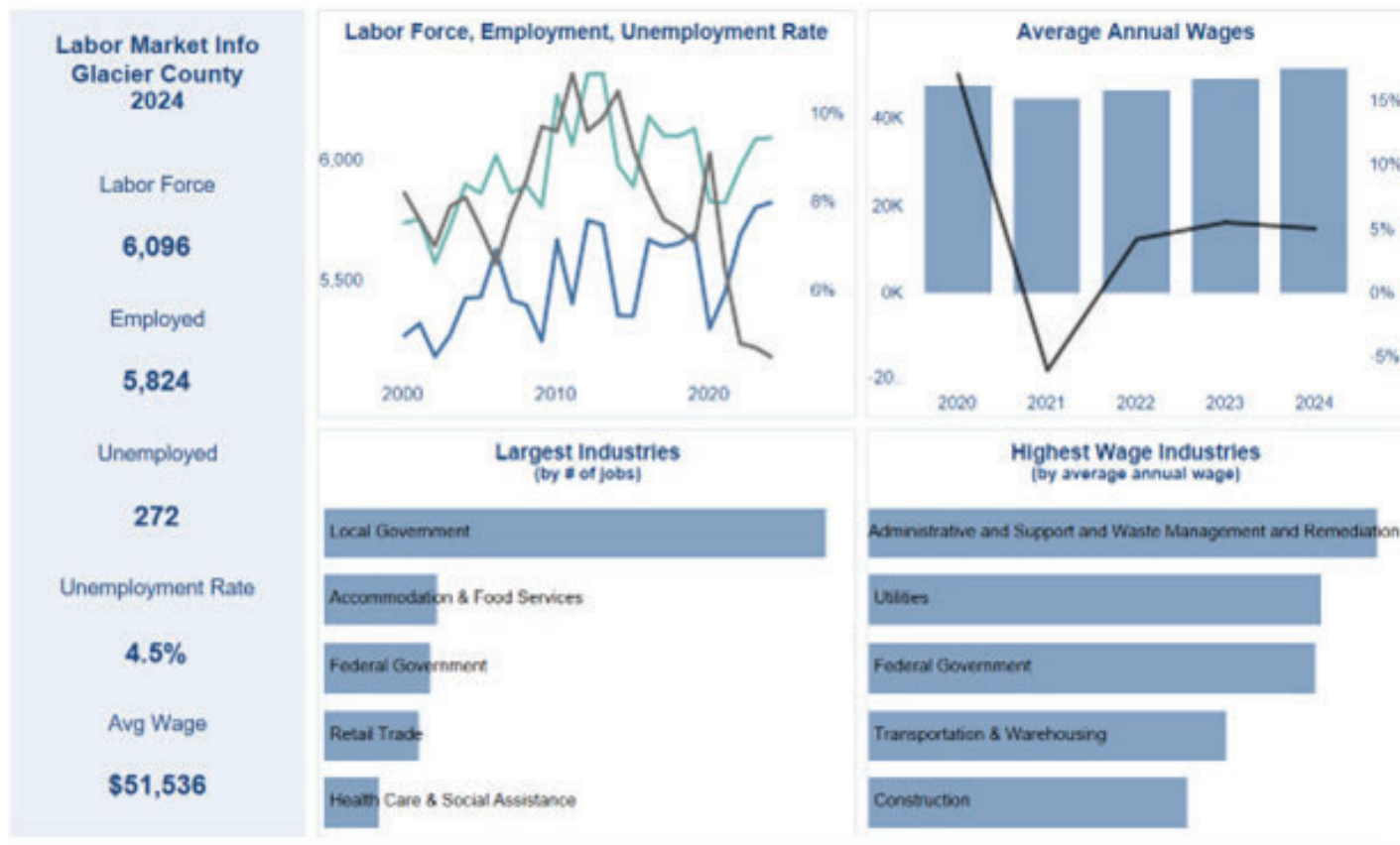
2026
1
Sponsors

ACTIVE SPONSORS OVER THE LAST THREE YEARS

Occupation	Sponsors
Electricians	1
Plumbers, Pipefitters, and Steamfitters	1
Telecommunications Line Installers and Repairers	1
Total Sponsors	3
Total Sponsors leading to Licensure	2
% of Total	67%

Glacier County

LABOR FORCE & EMPLOYMENT DATA



- The **labor force** in Glacier County included **6,096** people in 2024, or **1.1%** of Montana's total labor force.
- Total **employment** in Glacier County was **5,824** people in 2024, or **1.0%** of Montana's total employment.
- **Unemployment** in Glacier County was **272** people in 2024, or **1.6%** of Montana's total unemployed.
- The **unemployment rate** in Glacier County was **4.5%** in 2024.

Glacier County's Largest Employers	
businessname	Employment Range
GLACIER PARK INC	250 to 499 employees
ALBERTSONS	50 to 99 employees
NORTHERN ROCKIES MEDICAL CENTER INC	50 to 99 employees
RICHS FOODTOWN INC	50 to 99 employees
TOWN PUMP INC	50 to 99 employees
APPALACHIAN PIPELINE CONTRACTORS LLC	20 to 49 employees
EDWARD KENNEDY & ASSOCIATES, LLC	20 to 49 employees
GLACIER COMMUNITY & HEALTH CENTER	20 to 49 employees
GLACIER ELECTRIC COOPERATIVE INC	20 to 49 employees
NORTHERN PINES REHABILITATION & NURSING	20 to 49 employees

Glacier County

NUMBER OF APPRENTICESHIPS BY OCCUPATION

Occupation	Active Apprenticeships		
	2024	2025	2026
Plumbers, Pipefitters, and Steamfitters	3	1	1
Total Apprenticeships	3	1	1
Total Apprenticeships leading to Licensure	3	1	1
% of Total	100%	100%	100%

2024
1
Sponsors

2025
1
Sponsors

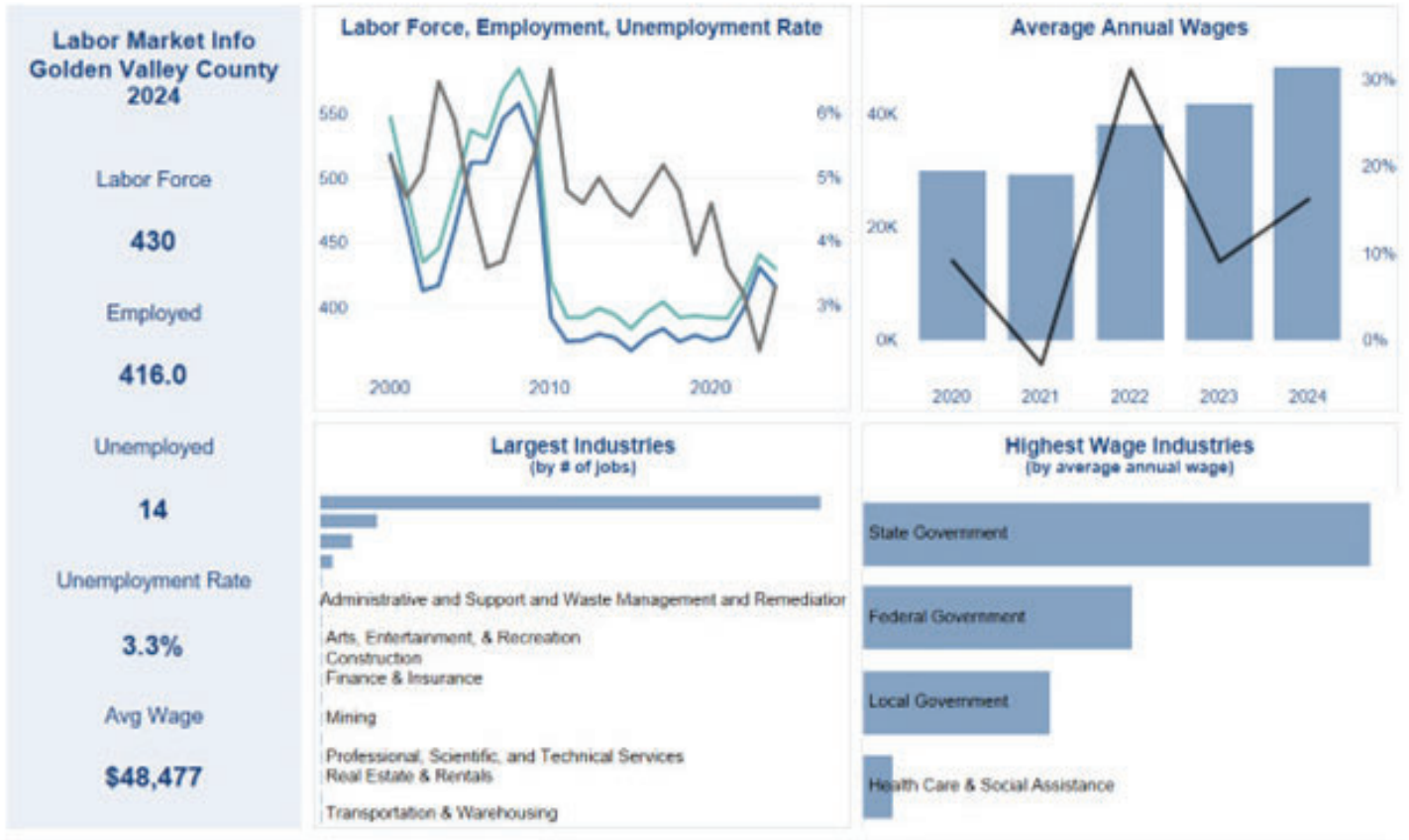
2026
1
Sponsors

ACTIVE SPONSORS OVER THE LAST THREE YEARS

Occupation	Sponsors
Carpenters	1
Electricians	1
Medical Records Specialists	1
Plumbers, Pipefitters, and Steamfitters	3
Structural Iron and Steel Workers	1
Total Sponsors	7
Total Sponsors leading to Licensure	4
% of Total	57%

Golden Valley County

LABOR FORCE & EMPLOYMENT DATA



- The **labor force** in Golden Valley County included **430** people in 2024, or **0.1%** of Montana’s total labor force.
- Total **employment** in Golden Valley County was **416** people in 2024, or **0.1%** of Montana’s total employment.
- **Unemployment** in Golden Valley County was **14** people in 2024, or **0.1%** of Montana’s total unemployed.
- The **unemployment rate** in Golden Valley County was **3.3%** in 2024.

Golden Valley County's Largest Employers	
businessname	Employment Range
E S STONE & STRUCTURE INC	20 to 49 employees
FLECKS BAR LLC	10 to 19 employees
JACOBS ENGINEERING GROUP, INC.	10 to 19 employees
MATERIALS BIO INC	10 to 19 employees
MONTANA EQUINE	10 to 19 employees

Golden Valley County

NUMBER OF APPRENTICESHIPS BY OCCUPATION

Occupation	Active Apprenticeships		
	2024	2025	2026
Total Apprenticeships	0	0	0
Total Apprenticeships leading to Licensure	0	0	0
% of Total	0%	0%	0%



ACTIVE SPONSORS OVER THE LAST THREE YEARS



Occupation	Sponsors
NA	
Total Sponsors	0
Total Sponsors leading to Licensure	0
% of Total	0%



Granite County

LABOR FORCE & EMPLOYMENT DATA



- The **labor force** in Granite County included **1,408** people in 2024, or **0.2%** of Montana's total labor force.
- Total **employment** in Granite County was **1,335** people in 2024, or **0.2%** of Montana's total employment.
- **Unemployment** in Granite County was **73** people in 2024, or **0.4%** of Montana's total unemployed.
- The **unemployment rate** in Granite County was **5.2%** in 2024.

Granite County's Largest Employers	
businessname	Employment Range
ROCKING J RANCH	100 to 249 employees
GEM MOUNTAIN	20 to 49 employees
GRANITE DEVELOPMENT	20 to 49 employees
PARKE LOGGING, INC.	20 to 49 employees
SUNSHINE STATION	20 to 49 employees

Granite County

NUMBER OF APPRENTICESHIPS BY OCCUPATION

Occupation	Active Apprenticeships		
	2024	2025	2026
Carpenters	4	4	3
Childcare Workers	1	1	0
Electricians	1	1	1
Plumbers, Pipefitters, and Steamfitters	3	3	3
Total Apprenticeships	9	9	7
Total Apprenticeships leading to Licensure	4	4	4
% of Total	44%	44%	57%

2024
4
Sponsors

2025
4
Sponsors

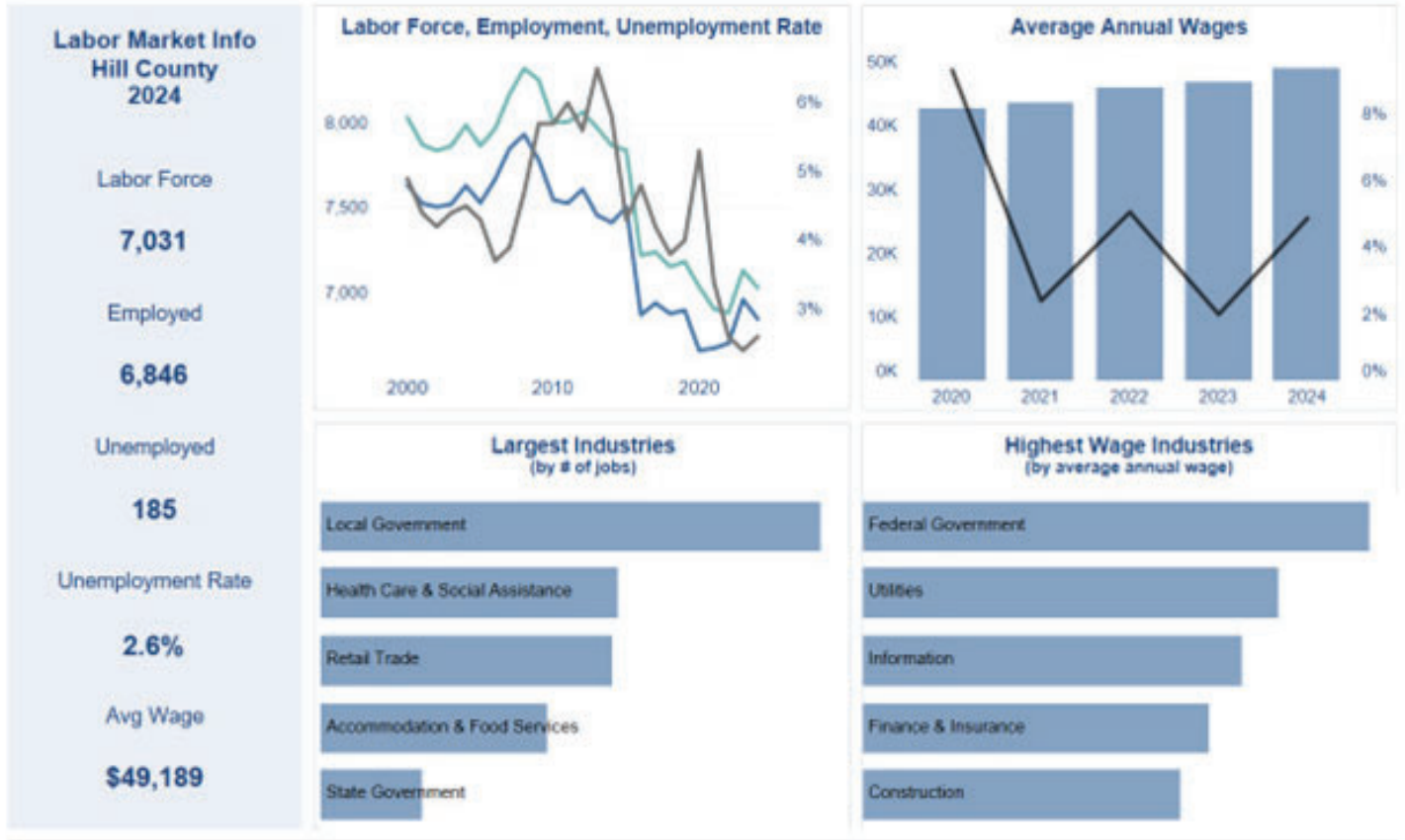
2026
3
Sponsors

ACTIVE SPONSORS OVER THE LAST THREE YEARS

Occupation	Sponsors
Brickmasons and Blockmasons	1
Carpenters	1
Childcare Workers	1
Electricians	2
Plumbers, Pipefitters, and Steamfitters	1
Total Sponsors	6
Total Sponsors leading to Licensure	3
% of Total	50%

Hill County

LABOR FORCE & EMPLOYMENT DATA



- The **labor force** in Hill County included **7,031** people in 2024, or **1.2%** of Montana's total labor force.
- Total **employment** in Hill County was **6,846** people in 2024, or **1.2%** of Montana's total employment.
- **Unemployment** in Hill County was **185** people in 2024, or **1.1%** of Montana's total unemployed.
- The **unemployment rate** in Hill County was **2.6%** in 2024.

Hill County's Largest Employers	
businessname	Employment Range
NORTHERN MONTANA HOSPITAL	500 to 999 employees
GARYS IGA	100 to 249 employees
HILL COUNTY ELECTRIC	100 to 249 employees
TILLEMANN MOTOR COMPANY	100 to 249 employees
WAL MART	100 to 249 employees
ANGEL CARE LLC	50 to 99 employees
DUCK INN, INC.	50 to 99 employees
INDEPENDENCE BANK	50 to 99 employees
MCDONALDS	50 to 99 employees
TACO JOHN'S	50 to 99 employees

Hill County

NUMBER OF APPRENTICESHIPS BY OCCUPATION

Occupation	Active Apprenticeships		
	2024	2025	2026
Electrical Power-Line Installers and Repairers	1	1	0
Electricians	10	11	11
Heating, Air Conditioning, and Refrigeration Mechanics and Installers	4	3	3
Information Security Analysts	2	2	2
Licensed Practical and Licensed Vocational Nurses	0	6	6
Medical Assistants	11	17	17
Plumbers, Pipefitters, and Steamfitters	8	7	5
Veterinary Technologists and Technicians	0	0	1
Total Apprenticeships	36	47	45
Total Apprenticeships leading to Licensure	18	24	23
% of Total	50%	51%	51%

ACTIVE SPONSORS OVER THE LAST THREE YEARS

2024
11
Sponsors

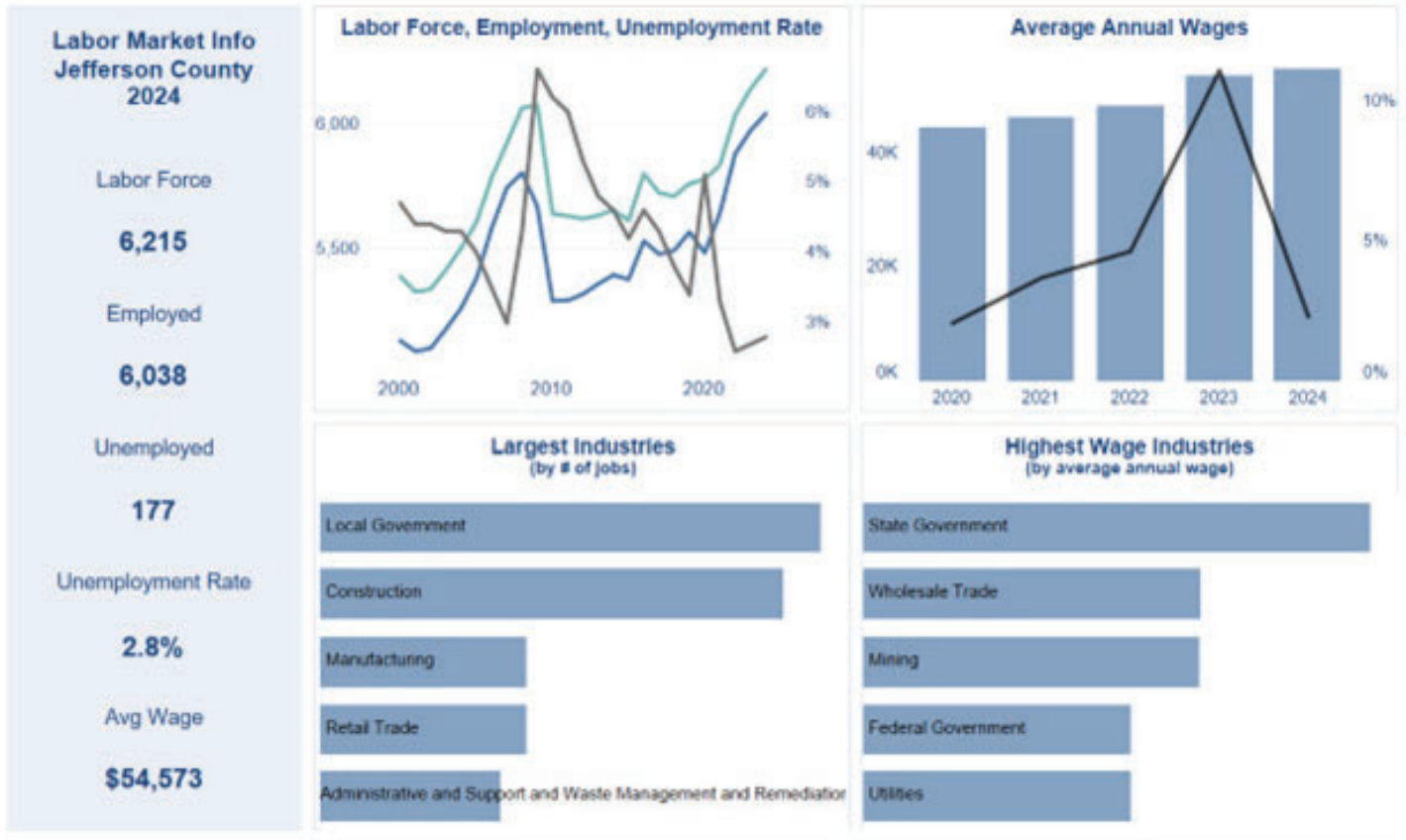
2025
12
Sponsors

2026
12
Sponsors

Occupation	Sponsors
Boilermakers	1
Dental Laboratory Technicians	1
Electrical Power-Line Installers and Repairers	1
Electricians	7
Heating, Air Conditioning, and Refrigeration Mechanics and Installers	3
Information Security Analysts	1
Licensed Practical and Licensed Vocational Nurses	1
Medical Assistants	1
Medical Records Specialists	1
Plumbers, Pipefitters, and Steamfitters	4
Veterinary Technologists and Technicians	1
Total Sponsors	22
Total Sponsors leading to Licensure	13
% of Total	59%

Jefferson County

LABOR FORCE & EMPLOYMENT DATA



- The **labor force** in Jefferson County included **6,215** people in 2024, or **1.1%** of Montana’s total labor force.
- Total **employment** in Jefferson County was **6,038** people in 2024, or **1.1%** of Montana’s total employment.
- **Unemployment** in Jefferson County was **177** people in 2024, or **1.0%** of Montana’s total unemployed.
- The **unemployment rate** in Jefferson County was **2.8%** in 2024.

Jefferson County's Largest Employers	
businessname	Employment Range
DISCOVERY KIDZONE MONTESSORI SCHOOL	100 to 249 employees
ASH GROVE CEMENT COMPANY	50 to 99 employees
BARRICK GOLD OF NORTH AMERICA INC	50 to 99 employees
TOWN PUMP INC	50 to 99 employees
CLANCY NURSING AND REHAB CENTER LLC	20 to 49 employees
GRIZZLY STEEL INC	20 to 49 employees
LIBERTY PLACE INC	20 to 49 employees
MONTANA CITY GRILL INC	20 to 49 employees
THE HARDWARE CAFE	20 to 49 employees
YOUTH DYNAMICS INC	20 to 49 employees

Jefferson County

NUMBER OF APPRENTICESHIPS BY OCCUPATION

Occupation	Active Apprenticeships		
	2024	2025	2026
Carpenters	2	2	3
Childcare Workers	0	3	3
Electricians	3	4	4
Insulation Workers, Mechanical	0	3	3
Plumbers, Pipefitters, and Steamfitters	22	27	22
Total Apprenticeships	27	39	35
Total Apprenticeships leading to Licensure	25	31	26
% of Total	93%	79%	74%

ACTIVE SPONSORS OVER THE LAST THREE YEARS

2024
10
Sponsors

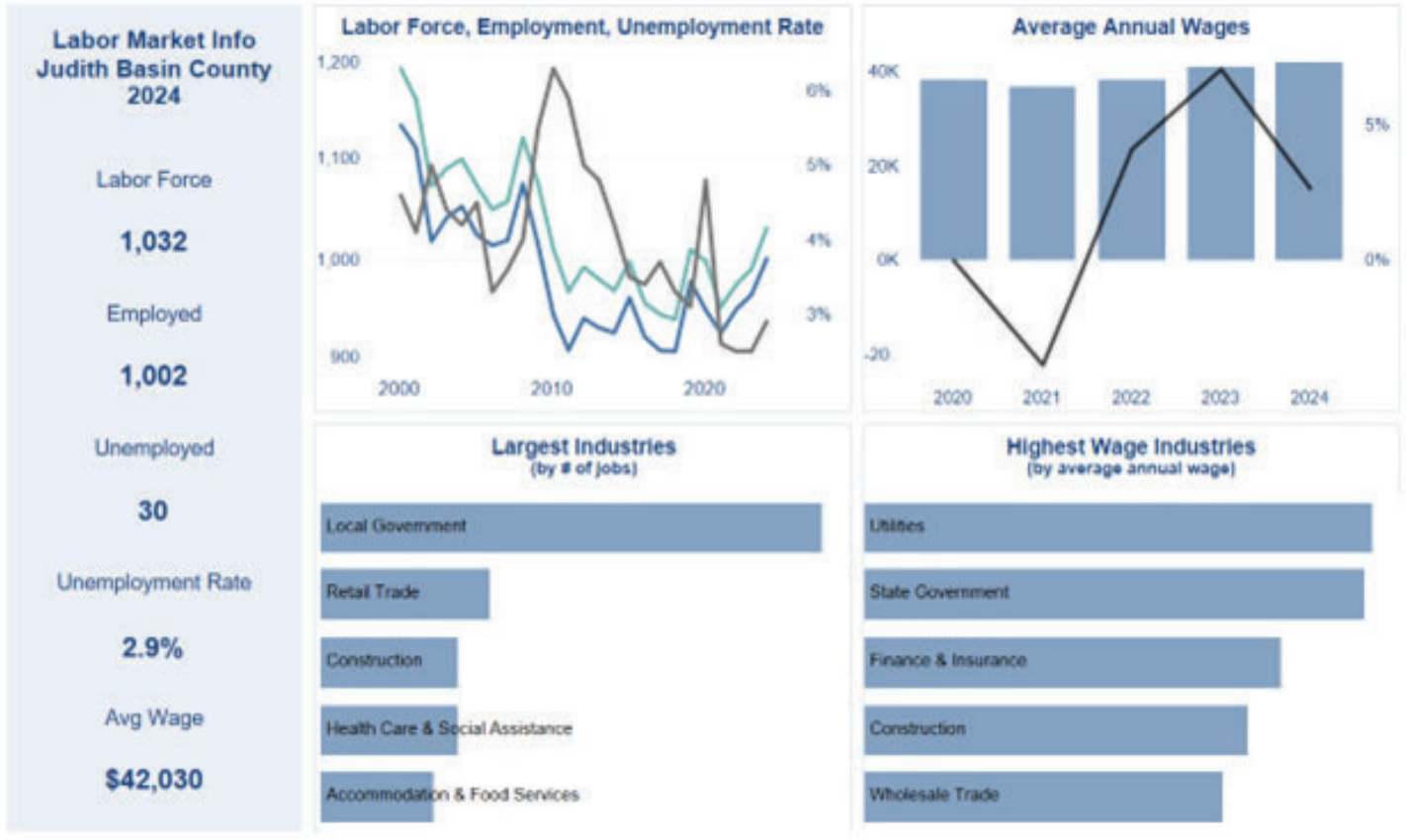
2025
15
Sponsors

2026
15
Sponsors

Occupation	Sponsors
Boilermakers	1
Carpenters	2
Childcare Workers	2
Community Health Workers	1
Electricians	9
Insulation Workers, Mechanical	1
Nursing Assistants	1
Plumbers, Pipefitters, and Steamfitters	9
Psychiatric Technicians	1
Total Sponsors	27
Total Sponsors leading to Licensure	18
% of Total	67%

Judith Basin County

LABOR FORCE & EMPLOYMENT DATA



- The **labor force** in Judith Basin County included **1,032** people in 2024, or **0.2%** of Montana’s total labor force.
- Total **employment** in Judith Basin County was **1,002** people in 2024, or **0.2%** of Montana’s total employment.
- **Unemployment** in Judith Basin County was **30** people in 2024, or **0.2%** of Montana’s total unemployed.
- The **unemployment rate** in Judith Basin County was **2.9%** in 2024.

Judith Basin County's Largest Employers	
businessname	Employment Range
JUDITH BASIN COUNTY FARMS LTD	20 to 49 employees
YOUDERIAN CONSTRUCTION INC	20 to 49 employees
D'S SUPERMARKET	10 to 19 employees
STRAWBERRY ROAN STABLE LIVING LLC	10 to 19 employees
TALL BOYS TAVERN	10 to 19 employees

Judith Basin County

NUMBER OF APPRENTICESHIPS BY OCCUPATION

Occupation	Active Apprenticeships		
	2024	2025	2026
Total Apprenticeships	0	0	0
Total Apprenticeships leading to Licensure	0	0	0
% of Total	0%	0%	0%



ACTIVE SPONSORS OVER THE LAST THREE YEARS



Occupation	Sponsors
NA	
Total Sponsors	0
Total Sponsors leading to Licensure	0
% of Total	0%



Lake County

LABOR FORCE & EMPLOYMENT DATA



- The **labor force** in Lake County included **14,776** people in 2024, or **2.6%** of Montana’s total labor force.
- Total **employment** in Lake County was **14,238** people in 2024, or **2.5%** of Montana’s total employment.
- **Unemployment** in Lake County was **538** people in 2024, or **3.1%** of Montana’s total unemployed.
- The **unemployment rate** in Lake County was **3.6%** in 2024.




Lake County's Largest Employers	
businessname	Employment Range
PROVIDENCE HEALTH & SERVICES	250 to 499 employees
ROCKY MOUNTAIN TWIST CORP	250 to 499 employees
ST LUKE COMMUNITY HOSPITAL	250 to 499 employees
MISSION MOUNTAIN ENTERPRISES	100 to 249 employees
MOODYS MARKET INC	100 to 249 employees
WAL MART	100 to 249 employees
DESIGNS FOR HEALTH, INC	50 to 99 employees
MCDONALDS	50 to 99 employees
SAFEWAY	50 to 99 employees
SWAN MOUNTAIN RECREATION INC	50 to 99 employees

Lake County

NUMBER OF APPRENTICESHIPS BY OCCUPATION

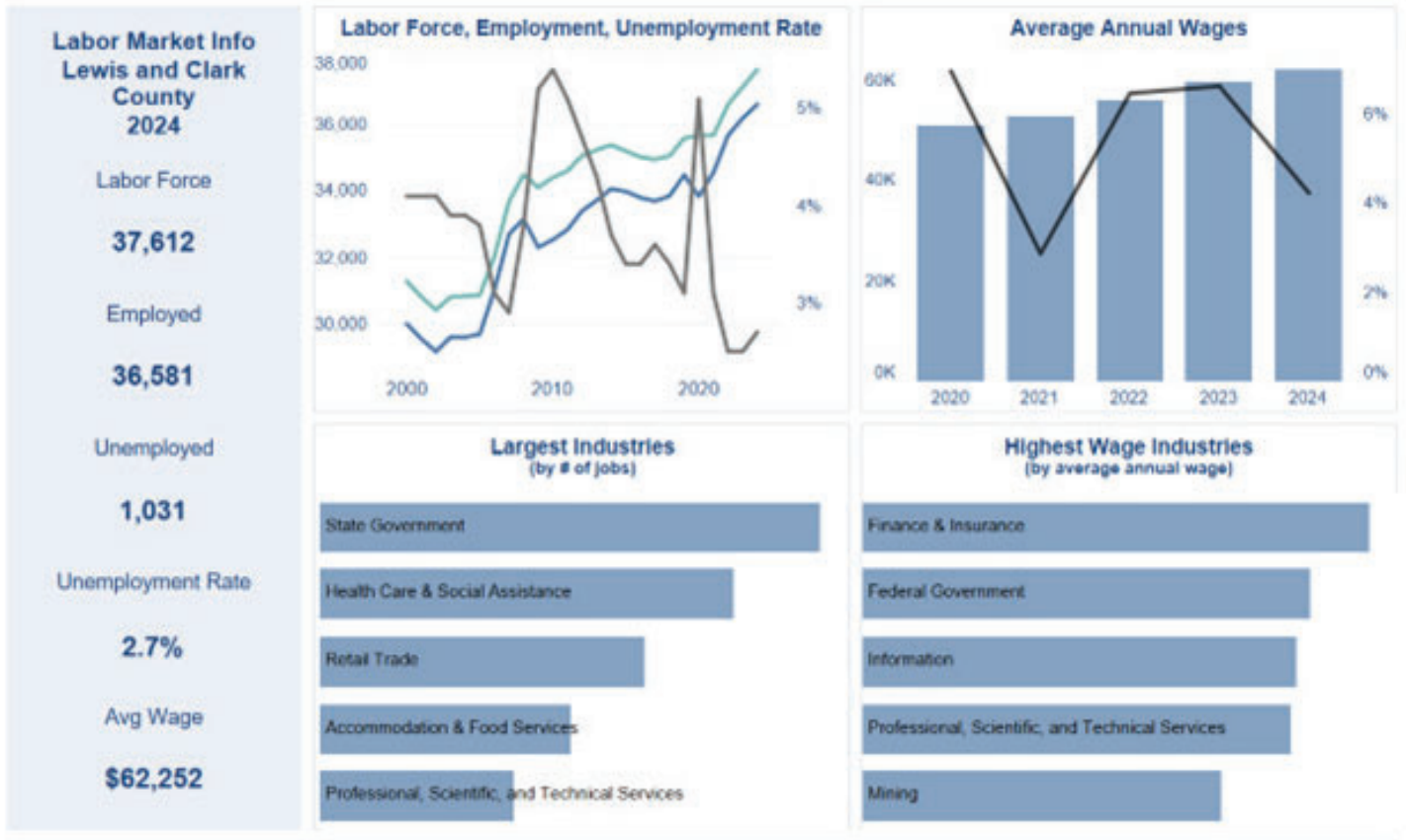
Occupation	Active Apprenticeships		
	2024	2025	2026
Brickmasons and Blockmasons	2	2	1
Electrical Power-Line Installers and Repairers	4	4	4
Electricians	20	17	13
Heating, Air Conditioning, and Refrigeration Mechanics and Installers	1	2	2
Plumbers, Pipefitters, and Steamfitters	5	7	7
Tree Trimmers and Pruners	1	1	0
Total Apprenticeships	33	33	27
Total Apprenticeships leading to Licensure	25	24	20
% of Total	76%	73%	74%

ACTIVE SPONSORS OVER THE LAST THREE YEARS

Occupation	Sponsors	
	Architectural and Civil Drafters	1
	Automotive Service Technicians and Mechanics	1
	Brickmasons and Blockmasons	1
	Electrical Power-Line Installers and Repairers	1
	Electricians	17
	Fine Artists, Including Painters, Sculptors, and Illustrators	1
	Food Batchmakers	1
	Heating, Air Conditioning, and Refrigeration Mechanics and Installers	1
	Medical and Health Services Managers	1
	Medical Records Specialists	1
	Nursing Assistants	1
	Plumbers, Pipefitters, and Steamfitters	6
	Shoe and Leather Workers and Repairers	1
	Structural Iron and Steel Workers	1
	Tree Trimmers and Pruners	1
	Total Sponsors	36
	Total Sponsors leading to Licensure	23
	% of Total	64%

Lewis and Clark County

LABOR FORCE & EMPLOYMENT DATA



- The **labor force** in Lewis and Clark County included **37,612** people in 2024, or **6.5%** of Montana’s total labor force.
- Total **employment** in Lewis and Clark County was **36,581** people in 2024, or **6.5%** of Montana’s total employment.
- **Unemployment** in Lewis and Clark County was **1,031** people in 2024, or **6.0%** of Montana’s total unemployed.
- The **unemployment rate** in Lewis and Clark County was **2.7%** in 2024.

Lewis and Clark County's Largest Employers	
businessname	Employment Range
ST PETERS HOSPITAL	1000 employees and above
BLUE CROSS BLUE SHIELD	250 to 499 employees
BOEING AEROSPACE OPERATIONS	250 to 499 employees
CARROLL COLLEGE	250 to 499 employees
MT BLOOM LLC	250 to 499 employees
SHODAIR CHILDRENS HOME & HOSPITAL	250 to 499 employees
TOWN PUMP INC	250 to 499 employees
WAL MART	250 to 499 employees
COSTCO	100 to 249 employees
WEST MONT	100 to 249 employees

Lewis and Clark County

NUMBER OF APPRENTICESHIPS BY OCCUPATION

Occupation	Active Apprenticeships		
	2024	2025	2026
Automotive Body and Related Repairers	2	2	2
Boilermakers	1	1	0
Brickmasons and Blockmasons	2	1	1
Calibration Technologists and Technicians	0	5	5
Carpenters	74	72	41
Childcare Workers	3	3	1
Construction and Building Inspectors	0	8	9
Construction Laborers	11	13	10
Electricians	301	292	247
Elevator and Escalator Installers and Repairers	7	7	5
Licensed Practical and Licensed Vocational Nurses	1	1	1
Operating Engineers and Other Construction Equipment Operators	33	34	23
Plumbers, Pipefitters, and Steamfitters	50	59	43
Registered Nurses	0	1	1
Security and Fire Alarm Systems Installers	0	0	1
Separating, Filtering, Clarifying, Precipitating, and Still Machine Setters, Operators, and Tenders	2	2	2
Structural Iron and Steel Workers	94	95	51
Telecommunications Equipment Installers and Repairers, Except Line Installers	2	5	5
Total Apprenticeships	583	601	448
Total Apprenticeships leading to Licensure	359	359	296
% of Total	62%	60%	66%

Lewis and Clark County

ACTIVE SPONSORS OVER THE LAST THREE YEARS

2024
83
Sponsors

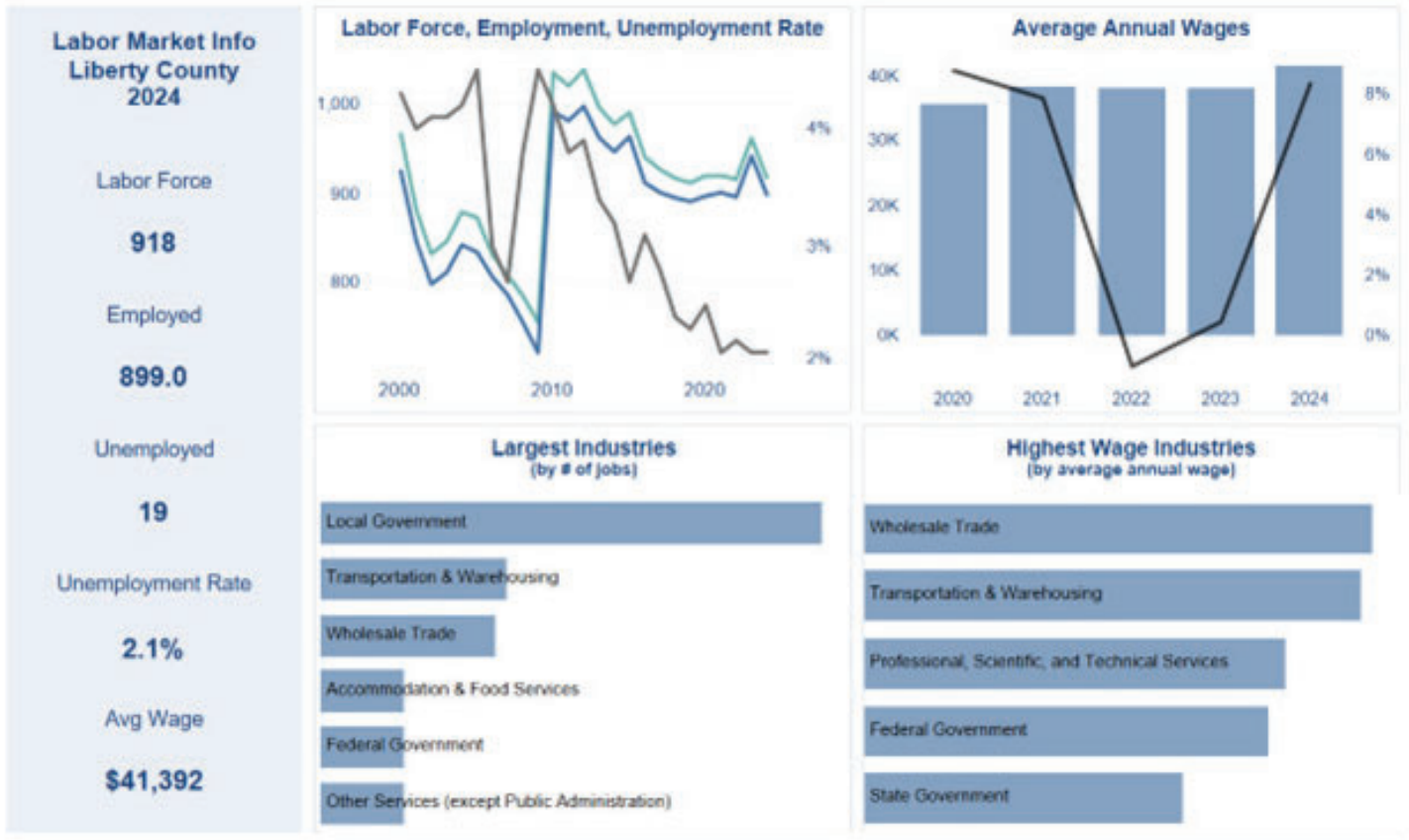
2025
85
Sponsors

2026
80
Sponsors

Occupation	Sponsors
Arbitrators, Mediators and Conciliators	1
Automotive Body and Related Repairers	3
Automotive Glass Installers and Repairers	1
Automotive Service Technicians and Mechanics	1
Boilermakers	1
Brickmasons and Blockmasons	1
Butchers and Meat Cutters	2
Calibration Technologists and Technicians	1
Carpenters	7
Childcare Workers	4
Computer and Information Systems Managers	1
Computer Programmers	1
Construction and Building Inspectors	1
Construction Laborers	2
Electricians	85
Elevator and Escalator Installers and Repairers	3
Licensed Practical and Licensed Vocational Nurses	1
Lodging Managers	1
Maintenance and Repair Workers, General	1
Operating Engineers and Other Construction Equipment Operators	2
Paralegals and Legal Assistants	1
Plumbers, Pipefitters, and Steamfitters	28
Registered Nurses	1
Security and Fire Alarm Systems Installers	2
Separating, Filtering, Clarifying, Precipitating, and Still Machine Setters, Operators, and Tenders	1
Structural Iron and Steel Workers	13
Telecommunications Equipment Installers and Repairers, Except Line Installers	4
Total Sponsors	170
Total Sponsors leading to Licensure	120
% of Total	71%

Liberty County

LABOR FORCE & EMPLOYMENT DATA



- The **labor force** in Liberty County included **918** people in 2024, or **0.2%** of Montana's total labor force.
- Total **employment** in Liberty County was **899** people in 2024, or **0.2%** of Montana's total employment.
- **Unemployment** in Liberty County was **19** people in 2024, or **0.1%** of Montana's total unemployed.
- The **unemployment rate** in Liberty County was **2.1%** in 2024.

Liberty County's Largest Employers	
businessname	Employment Range
LIBERTY COUNTY HOSPITAL AND NURSING	50 to 99 employees
CHESTER SUPERMARKET	20 to 49 employees
EGT LLC	20 to 49 employees
STRICKS AG LLC	20 to 49 employees
PRO-X BUILDERS INC.	10 to 19 employees

Liberty County

NUMBER OF APPRENTICESHIPS BY OCCUPATION

Occupation	Active Apprenticeships		
	2024	2025	2026
Total Apprenticeships	0	0	0
Total Apprenticeships leading to Licensure	0	0	0
% of Total	0%	0%	0%



ACTIVE SPONSORS OVER THE LAST THREE YEARS

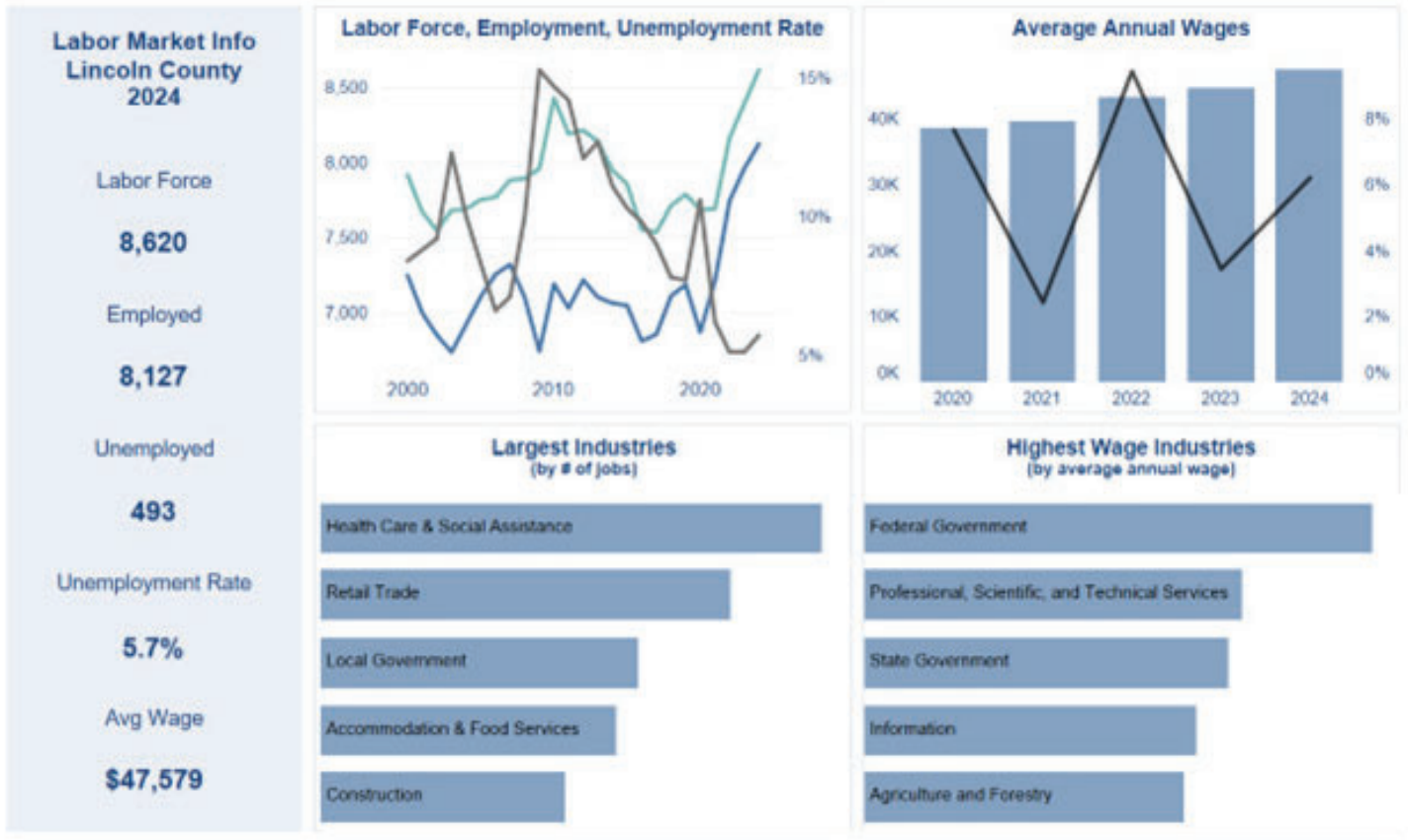


Occupation	Sponsors
NA	
Total Sponsors	0
Total Sponsors leading to Licensure	0
% of Total	0%



Lincoln County

LABOR FORCE & EMPLOYMENT DATA



- The **labor force** in Lincoln County included **8,620** people in 2024, or **1.5%** of Montana's total labor force.
- Total **employment** in Lincoln County was **8,127** people in 2024, or **1.4%** of Montana's total employment.
- **Unemployment** in Lincoln County was **493** people in 2024, or **2.9%** of Montana's total unemployed.
- The **unemployment rate** in Lincoln County was **5.7%** in 2024.

Lincoln County's Largest Employers	
businessname	Employment Range
CABINET PEAKS MEDICAL CENTER	250 to 499 employees
HARLOWS SCHOOL BUS SERVICE INC	100 to 249 employees
ROSAUERS SUPERMARKETS INC	100 to 249 employees
TOWN PUMP INC	100 to 249 employees
ACHIEVEMENTS INC	50 to 99 employees
ADDUS HEALTHCARE INC	50 to 99 employees
LIBBY CARE CENTER	50 to 99 employees
NOBLE EXCAVATING INC	50 to 99 employees
NORTHWEST COMMUNITY HEALTH CENTER	50 to 99 employees
SADDLE RIDGE SERVICES INC	50 to 99 employees

Lincoln County

NUMBER OF APPRENTICESHIPS BY OCCUPATION

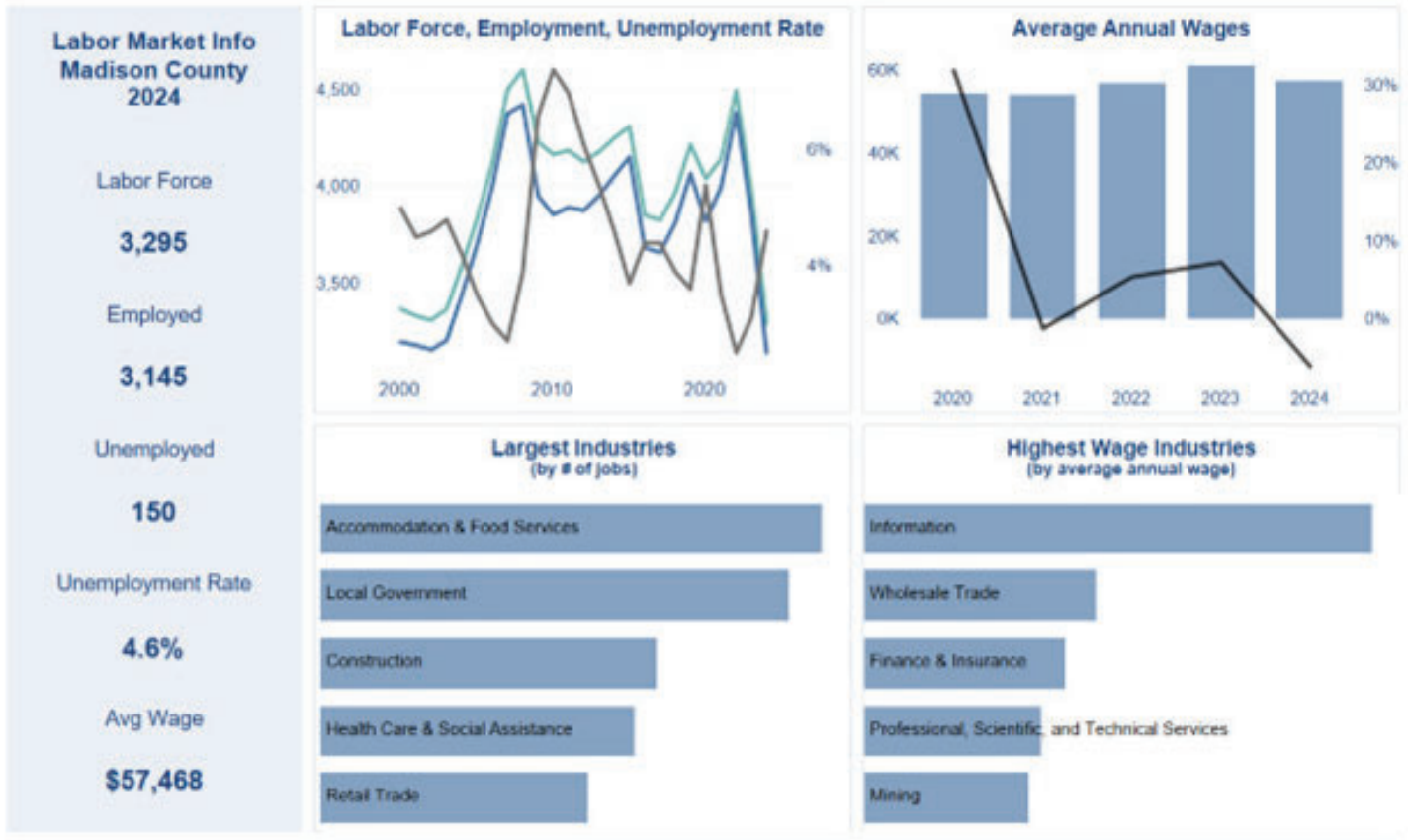
Occupation	Active Apprenticeships		
	2024	2025	2026
Automotive Service Technicians and Mechanics	3	1	1
Electricians	18	18	17
Plumbers, Pipefitters, and Steamfitters	10	11	11
Telecommunications Equipment Installers and Repairers, Except Line Installers	1	1	0
Total Apprenticeships	32	31	29
Total Apprenticeships leading to Licensure	28	29	28
% of Total	88%	94%	97%

ACTIVE SPONSORS OVER THE LAST THREE YEARS

Year	Occupation	Sponsors
2024 14 Sponsors	Automotive Service Technicians and Mechanics	2
	Carpenters	1
2025 16 Sponsors	Electrical and Electronics Repairers, Powerhouse, Substation, and Relay	1
	Electricians	12
	Heating, Air Conditioning, and Refrigeration Mechanics and Installers	1
2026 16 Sponsors	Nursing Assistants	3
	Plumbers, Pipefitters, and Steamfitters	8
	Structural Iron and Steel Workers	1
	Telecommunications Equipment Installers and Repairers, Except Line Installers	2
	Total Sponsors	31
	Total Sponsors leading to Licensure	20
	% of Total	65%

Madison County

LABOR FORCE & EMPLOYMENT DATA



- The **labor force** in Madison County included **3,295** people in 2024, or **0.6%** of Montana’s total labor force.
- Total **employment** in Madison County was **3,145** people in 2024, or **0.6%** of Montana’s total employment.
- **Unemployment** in Madison County was **150** people in 2024, or **0.9%** of Montana’s total unemployed.
- The **unemployment rate** in Madison County was **4.6%** in 2024.

Madison County's Largest Employers	
businessname	Employment Range
MADISON VALLEY MEDICAL CENTER	100 to 249 employees
MONTAGE SPANISH PEAKS	100 to 249 employees
RUBY VALLEY MEDICAL CENTER	100 to 249 employees
A.M. WELLES, INC.	50 to 99 employees
GMA MINING USA	50 to 99 employees
MADISON FOODS	50 to 99 employees
R L WINSTON CO INC	50 to 99 employees
MADISON DOUBLE R	20 to 49 employees
MAGRIS TALC USA INC	20 to 49 employees
RUBY SPRINGS LODGE INC	20 to 49 employees

Madison County

NUMBER OF APPRENTICESHIPS BY OCCUPATION

Occupation	Active Apprenticeships		
	2024	2025	2026
Electricians	9	8	7
Plumbers, Pipefitters, and Steamfitters	4	6	5
Total Apprenticeships	13	14	12
Total Apprenticeships leading to Licensure	13	14	12
% of Total	100%	100%	100%

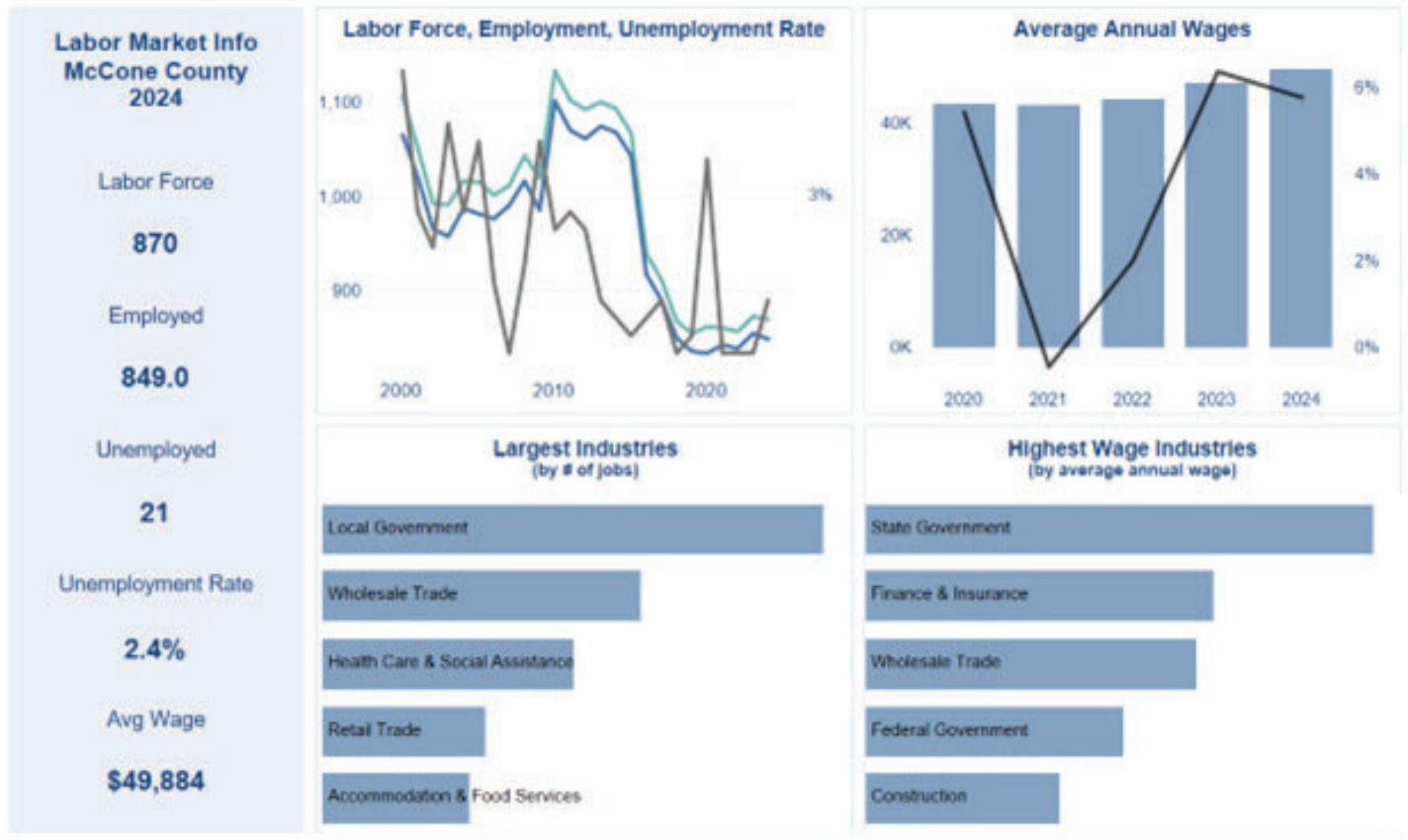
ACTIVE SPONSORS OVER THE LAST THREE YEARS



Occupation	Sponsors
Electricians	10
Nursing Assistants	2
Plumbers, Pipefitters, and Steamfitters	6
Total Sponsors	18
Total Sponsors leading to Licensure	16
% of Total	89%

McCone County

LABOR FORCE & EMPLOYMENT DATA



- The **labor force** in McCone County included **870** people in 2024, or **0.2%** of Montana's total labor force.
- Total **employment** in McCone County was **849** people in 2024, or **0.2%** of Montana's total employment.
- **Unemployment** in McCone County was **21** people in 2024, or **0.1%** of Montana's total unemployed.
- The **unemployment rate** in McCone County was **2.4%** in 2024.

McCone County's Largest Employers	
businessname	Employment Range
MCCONE COUNTY HEALTH CENTER INC	50 to 99 employees
FARMERS UNION OIL CO	20 to 49 employees
HARVEST STATES COOPERATIVES	20 to 49 employees
MCCONE ELECTRIC COOP INC	20 to 49 employees
MID RIVERS TELEPHONE COOPERATIVE	20 to 49 employees

McCone County

NUMBER OF APPRENTICESHIPS BY OCCUPATION

Occupation	Active Apprenticeships		
	2024	2025	2026
Electrical Power-Line Installers and Repairers	3	3	3
Electricians	1	0	0
Telecommunications Line Installers and Repairers	4	5	4
Total Apprenticeships	8	8	7
Total Apprenticeships leading to Licensure	1	0	0
% of Total	13%	0%	0%

ACTIVE SPONSORS OVER THE LAST THREE YEARS

2024
3
Sponsors

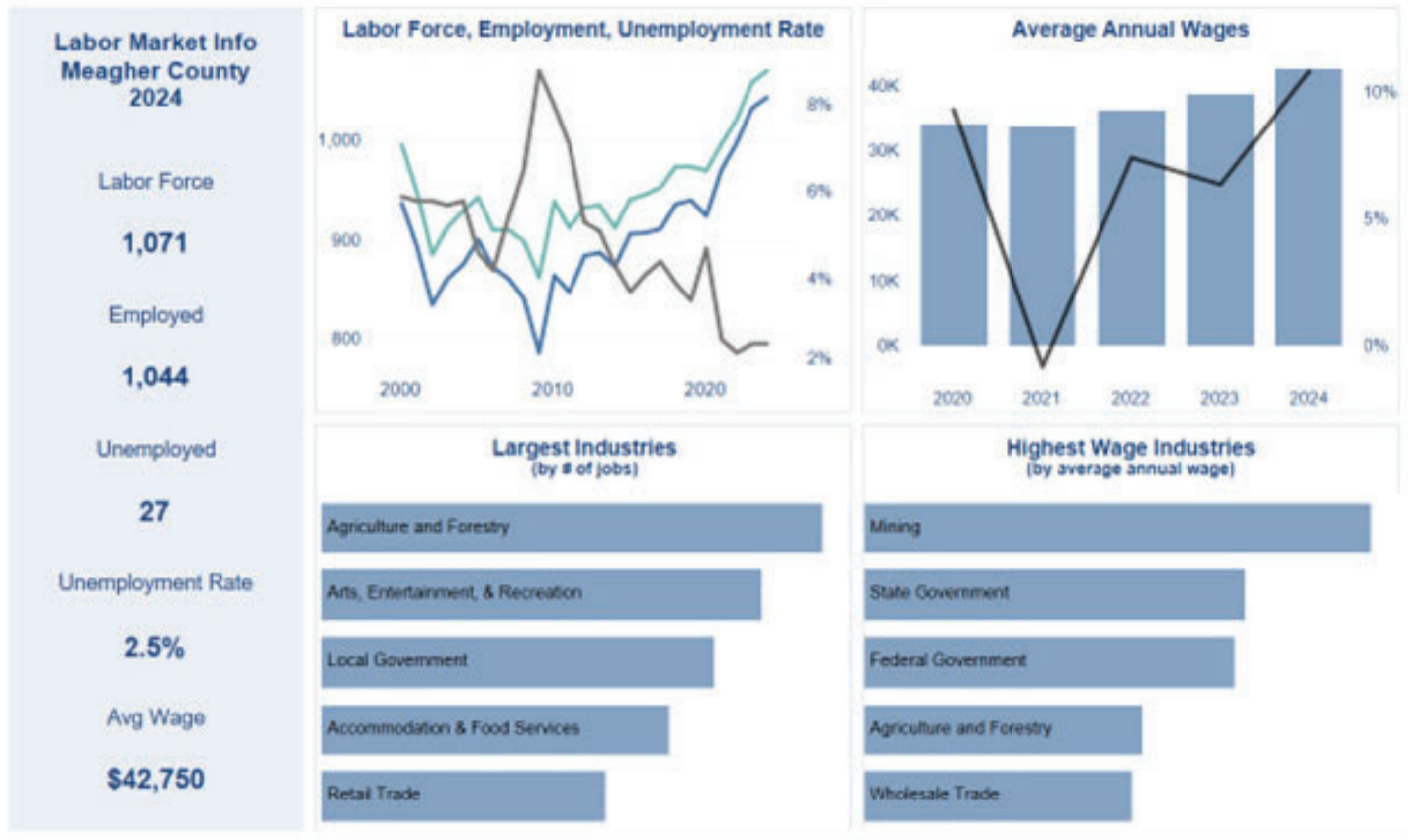
2025
2
Sponsors

2026
2
Sponsors

Occupation	Sponsors
Electrical Power-Line Installers and Repairers	2
Electricians	1
Licensed Practical and Licensed Vocational Nurses	1
Medical and Health Services Managers	1
Nursing Assistants	1
Telecommunications Line Installers and Repairers	1
Total Sponsors	7
Total Sponsors leading to Licensure	2
% of Total	29%

Meagher County

LABOR FORCE & EMPLOYMENT DATA



- The **labor force** in Meagher County included **1,071** people in 2024, or **0.2%** of Montana's total labor force.
- Total **employment** in Meagher County was **1,044** people in 2024, or **0.2%** of Montana's total employment.
- **Unemployment** in Meagher County was **27** people in 2024, or **0.2%** of Montana's total unemployed.
- The **unemployment rate** in Meagher County was **2.5%** in 2024.

Meagher County's Largest Employers	
businessname	Employment Range
MOUNTAINVIEW MEDICAL CENTER INC	50 to 99 employees
BLACK BUTTE COPPER	20 to 49 employees
SHOWDOWN SKI AREA	20 to 49 employees
TOWN PUMP INC	20 to 49 employees
CASTLE MOUNTAIN GROCERY LLC	10 to 19 employees

Meagher County

NUMBER OF APPRENTICESHIPS BY OCCUPATION

Occupation	Active Apprenticeships		
	2024	2025	2026
Automotive Service Technicians and Mechanics	3	3	3
Carpenters	1	1	1
Electricians	1	1	1
Plumbers, Pipefitters, and Steamfitters	1	1	0
Total Apprenticeships	6	6	5
Total Apprenticeships leading to Licensure	2	2	1
% of Total	33%	33%	20%

2024
3
Sponsors

2025
3
Sponsors

2026
3
Sponsors

ACTIVE SPONSORS OVER THE LAST THREE YEARS

Occupation	Sponsors
Automotive Service Technicians and Mechanics	1
Carpenters	3
Electricians	1
Plumbers, Pipefitters, and Steamfitters	2
Total Sponsors	7
Total Sponsors leading to Licensure	3
% of Total	43%

Mineral County

LABOR FORCE & EMPLOYMENT DATA



- The **labor force** in Mineral County included **2,289** people in 2024, or **0.4%** of Montana’s total labor force.
- Total **employment** in Mineral County was **2,177** people in 2024, or **0.4%** of Montana’s total employment.
- **Unemployment** in Mineral County was **112** people in 2024, or **0.7%** of Montana’s total unemployed.
- The **unemployment rate** in Mineral County was **4.9%** in 2024.

Mineral County's Largest Employers	
businessname	Employment Range
LINCOLN SILVER DOLLAR BAR GIFT SHOP	50 to 99 employees
MINERAL COUNTY HOSPITAL	50 to 99 employees
ST REGIS GIFT CENTER	50 to 99 employees
DARLOW'S QUALITY FOODS	20 to 49 employees
MOUNTAIN WEST LLC	20 to 49 employees
RIVER EDGE RESORT OF WESTERN MONTANA	20 to 49 employees
ST REGIS BAR	20 to 49 employees
SUPERIOR DURANGOS LLC	20 to 49 employees
SUPERIOR MEATS & TAXIDERMY INC	20 to 49 employees
TOWN PUMP INC	20 to 49 employees

Mineral County

NUMBER OF APPRENTICESHIPS BY OCCUPATION

Occupation	Active Apprenticeships		
	2024	2025	2026
Electricians	0	1	1
Total Apprenticeships	0	1	1
Total Apprenticeships leading to Licensure	0	1	1
% of Total	0%	100%	100%

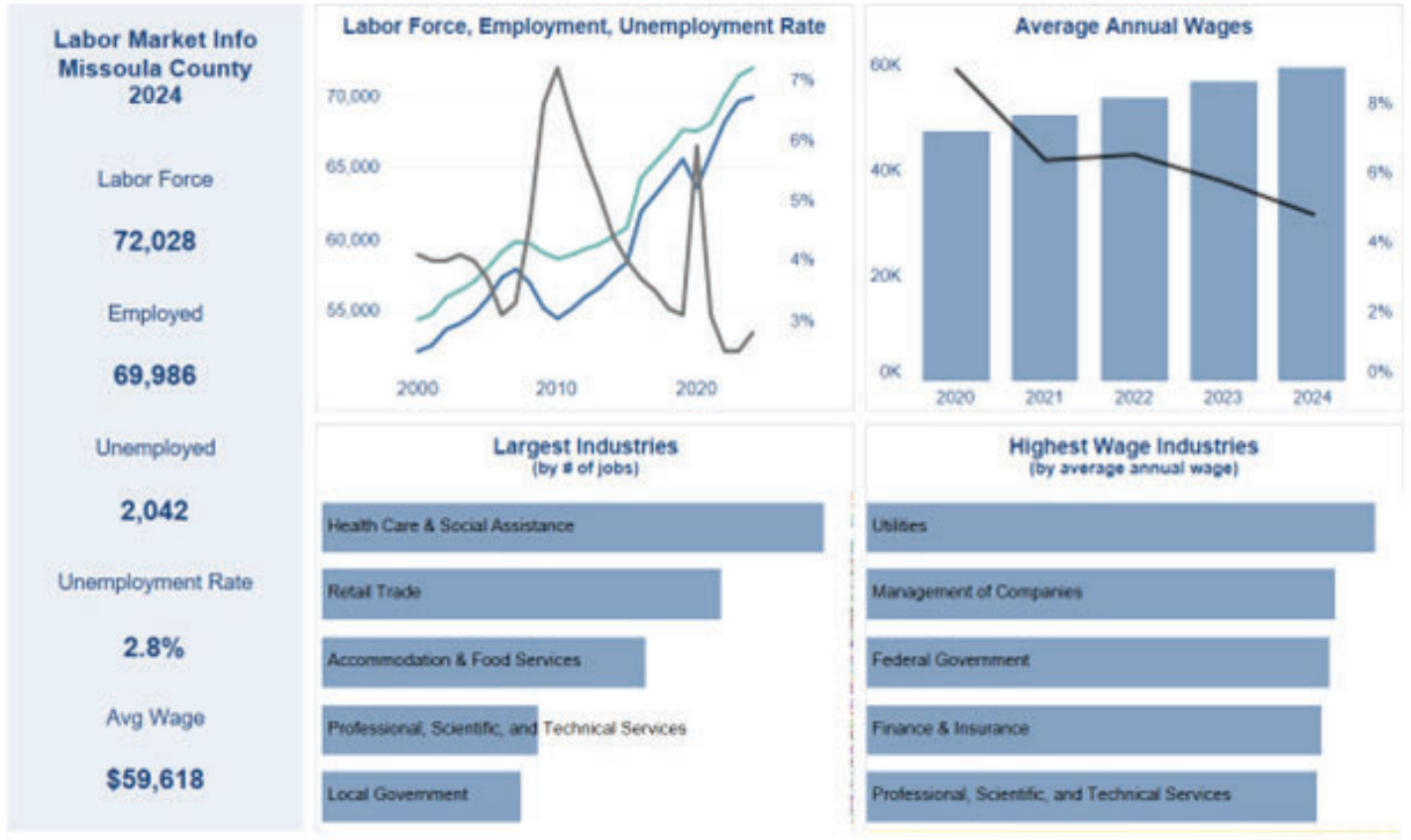
ACTIVE SPONSORS OVER THE LAST THREE YEARS



Occupation	Sponsors
Electricians	1
Millwrights	1
Outdoor Power Equipment and Other Small Engine Mechanics	1
Structural Metal Fabricators and Fitters	1
Total Sponsors	4
Total Sponsors leading to Licensure	1
% of Total	25%

Missoula County

LABOR FORCE & EMPLOYMENT DATA



- The **labor force** in Missoula County included **72,028** people in 2024, or **12.4%** of Montana's total labor force.
- Total **employment** in Missoula County was **69,986** people in 2024, or **12.5%** of Montana's total employment.
- **Unemployment** in Missoula County was **2,042** people in 2024, or **11.9%** of Montana's total unemployed.
- The **unemployment rate** in Missoula County was **2.8%** in 2024.

Missoula County's Largest Employers	
businessname	Employment Range
ST PATRICK HOSPITAL	1000 employees and above
RCHP BILLINGS-MISSOULA LLC	500 to 999 employees
WAL MART	500 to 999 employees
ALBERTSONS	250 to 499 employees
ALLEGIANCE BENEFIT PLAN MANAGEMENT	250 to 499 employees
COSTCO	250 to 499 employees
GOOD FOOD STORE INC	250 to 499 employees
MISSOULA BONE & JOINT LLC	250 to 499 employees
MONTANA HEALTH SOLUTIONS INC	250 to 499 employees
OPPORTUNITY RESOURCES INC	250 to 499 employees
TOWN PUMP INC	250 to 499 employees
ALCOM LLC	100 to 249 employees
CLIENT DEDICATED SERVICES INC	100 to 249 employees
GLACIER BANCORP INC	100 to 249 employees
JACKSON CONTRACTOR GROUP INC	100 to 249 employees

Missoula County

NUMBER OF APPRENTICESHIPS BY OCCUPATION

Occupation	Active Apprenticeships		
	2024	2025	2026
Architectural and Civil Drafters	1	0	0
Boilermakers	1	1	0
Brickmasons and Blockmasons	2	1	1
Butchers and Meat Cutters	1	1	1
Carpenters	14	27	20
Childcare Workers	0	2	1
Community Health Workers	1	1	0
Computer User Support Specialists	3	3	0
Construction Laborers	5	5	5
Electrical Power-Line Installers and Repairers	22	17	10
Electricians	94	107	86
Elevator and Escalator Installers and Repairers	3	2	0
Hairdressers, Hairstylists, and Cosmetologists	0	1	1
Heating, Air Conditioning, and Refrigeration Mechanics and Installers	17	23	23
Licensed Practical and Licensed Vocational Nurses	0	6	5
Molding, Core making, and Casting Machine Setters, Operators, Tenders, Metal and Plastic	2	2	2
Pharmacy Technicians	1	1	0
Plumbers, Pipefitters, and Steamfitters	93	90	69
Psychiatric Technicians	1	1	0
Registered Nurses	3	3	0
Security and Fire Alarm Systems Installers	3	1	0
Sheet Metal Workers	2	2	1
Surgical Technologists	0	5	5
Telecommunications Equipment Installers and Repairers, Except Line Installers	6	4	4
Total Apprenticeships	275	306	234
Total Apprenticeships leading to Licensure	197	211	161
% of Total	72%	69%	69%

Missoula County

ACTIVE SPONSORS OVER THE LAST THREE YEARS

2024
68
Sponsors

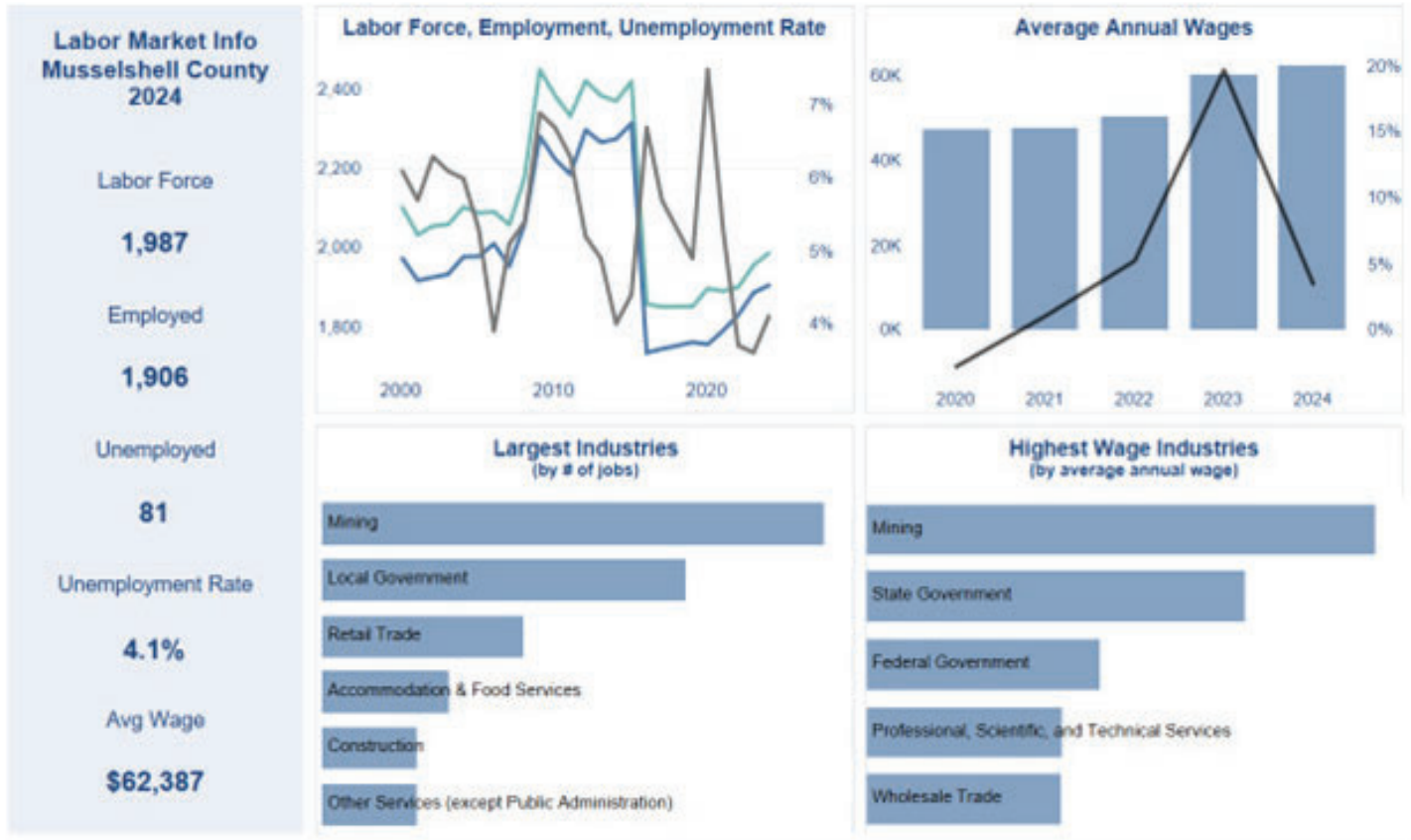
2025
75
Sponsors

2026
66
Sponsors

Occupation	Sponsors
Architectural and Civil Drafters	1
Automotive Body and Related Repairers	1
Boilermakers	1
Bookkeeping, Accounting, and Auditing Clerks	7
Brickmasons and Blockmasons	1
Butchers and Meat Cutters	1
Carpenters	9
Childcare Workers	4
Claims Adjusters, Examiners, and Investigators	4
Community Health Workers	1
Computer Programmers	1
Computer User Support Specialists	5
Construction Laborers	3
Electrical and Electronics Installers and Repairers, Transportation Equipment	1
Electrical Power-Line Installers and Repairers	2
Electricians	42
Elevator and Escalator Installers and Repairers	2
Hairdressers, Hairstylists, and Cosmetologists	1
Heating, Air Conditioning, and Refrigeration Mechanics and Installers	5
Inspectors, Testers, Sorters, Samplers, and Weighers	1
Licensed Practical and Licensed Vocational Nurses	1
Machinists	1
Millwrights	1
Molding, Core making, and Casting Machine Setters, Operators, Tenders, Metal and Plastic	1
Operating Engineers and Other Equipment Operators	2
Pharmacy Technicians	1
Plumbers, Pipefitters, and Steamfitters	44
Psychiatric Technicians	1
Rail Car Repairers	1
Registered Nurses	1
Security and Fire Alarm Systems Installers	1
Sheet Metal Workers	3
Signal and Track Switch Repairers	1
Structural and Iron Steel Workers	2
Surgical Technologists	4
Telecommunications Equipment Installers and Repairers, Except Line Installers	2
Total Sponsors	160
Total Sponsors leading to Licensure	93
% of Total	58%

Musselshell County

LABOR FORCE & EMPLOYMENT DATA



- The **labor force** in Musselshell County included **1,987** people in 2024, or **0.3%** of Montana’s total labor force.
- Total **employment** in Musselshell County was **1,906** people in 2024, or **0.3%** of Montana’s total employment.
- **Unemployment** in Musselshell County was **81** people in 2024, or **0.5%** of Montana’s total unemployed.
- The **unemployment rate** in Musselshell County was **4.1%** in 2024.

Musselshell County's Largest Employers	
businessname	Employment Range
SIGNAL PEAK ENERGY LLC	250 to 499 employees
RANGITSCH GROCERY INC	50 to 99 employees
ROUNDUP MEMORIAL HEALTHCARE	50 to 99 employees
AREA II AGENCY ON AGING	20 to 49 employees
MONTANA FRONTIER SANDSTONE LLC	20 to 49 employees
PICCHIONIS INC	20 to 49 employees
SUNFLOWER GARDENS	20 to 49 employees
EXPRESS STOP	10 to 19 employees
MCCLEARY DISTRIBUTING INC	10 to 19 employees
STIRLING RESOURCES LLC	10 to 19 employees

Musselshell County

NUMBER OF APPRENTICESHIPS BY OCCUPATION

Occupation	Active Apprenticeships		
	2024	2025	2026
Cutting and Slicing Machine Setters, Operators, and Tenders	0	1	1
Electricians	5	5	3
Total Apprenticeships	5	6	4
Total Apprenticeships leading to Licensure	5	5	3
% of Total	100%	83%	75%

ACTIVE SPONSORS OVER THE LAST THREE YEARS

2024
2
Sponsors

2025
3
Sponsors

2026
2
Sponsors

Occupation	Sponsors
Carpenters	1
Cutting and Slicing Machine Setters, Operators, and Tenders	1
Electricians	3
Total Sponsors	5
Total Sponsors leading to Licensure	3
% of Total	60%

Park County

LABOR FORCE & EMPLOYMENT DATA



- The **labor force** in Park County included **10,374** people in 2024, or **1.8%** of Montana’s total labor force.
- Total **employment** in Park County was **10,085** people in 2024, or **1.8%** of Montana’s total employment.
- **Unemployment** in Park County was **289** people in 2024, or **1.7%** of Montana’s total unemployed.
- The **unemployment rate** in Park County was **2.8%** in 2024.

Park County's Largest Employers	
businessname	Employment Range
XANTERRA PARKS & RESORTS INC	500 to 999 employees
LIVINGSTON HEALTHCARE	250 to 499 employees
ALBERTSONS	100 to 249 employees
CHICO HOT SPRINGS RESORT	100 to 249 employees
EXPRESS COLOR PRINTING INC	100 to 249 employees
MOUNTAIN SKY GUEST RANCH	100 to 249 employees
CHURCH UNIVERSAL & TRIUMPHANT, INC.	50 to 99 employees
FUSION MEDICAL STAFFING LLC	50 to 99 employees
SUN MOUNTAIN LUMBER CO INC	50 to 99 employees
TOWN & COUNTRY FOODS INC	50 to 99 employees

Park County

NUMBER OF APPRENTICESHIPS BY OCCUPATION

Occupation	Active Apprenticeships		
	2024	2025	2026
Architectural and Civil Drafters	3	1	0
Boilermakers	1	0	0
Butchers and Meat Cutters	1	1	1
Electric Motor, Power Tool, and Related Repairers	2	1	1
Electricians	31	38	31
Medical Assistants	1	0	0
Plumbers, Pipefitters, and Steamfitters	6	9	7
Shoe and Leather Workers and Repairers	1	1	1
Total Apprenticeships	46	51	41
Total Apprenticeships leading to Licensure	37	47	38
% of Total	80%	92%	93%

ACTIVE SPONSORS OVER THE LAST THREE YEARS

2024
21
Sponsors

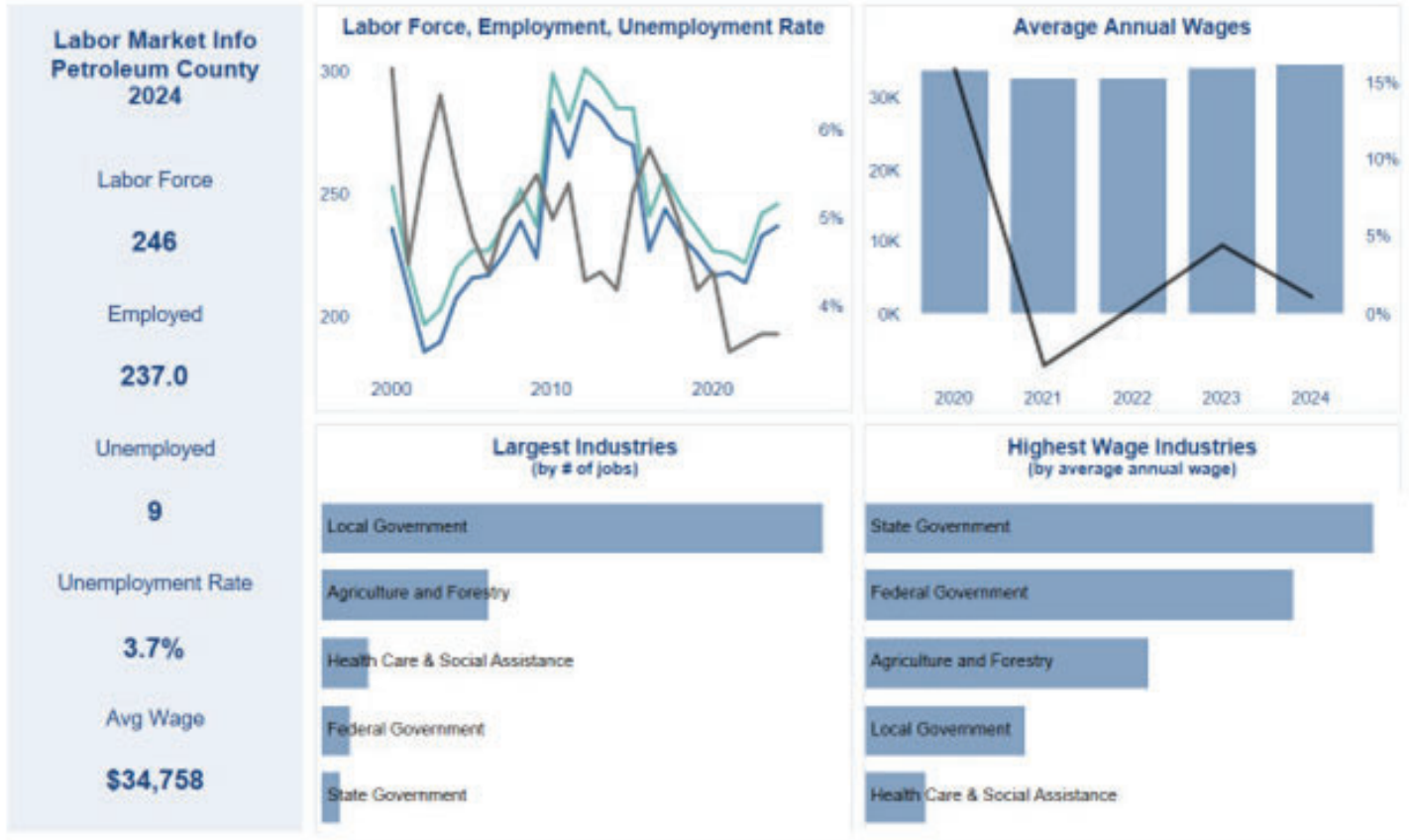
2025
19
Sponsors

2026
17
Sponsors

Occupation	Sponsors
Architectural and Civil Drafters	4
Boilermakers	1
Brickmasons and Blockmasons	1
Butchers and Meat Cutters	3
Childcare Workers	1
Compliance Managers	1
Electric Motor, Power Tool, and Related Repairers	1
Electricians	20
Heating, Air Conditioning, and Refrigeration Mechanics and Installers	3
Licensed Practical and Licensed Vocational Nurses	1
Medical Assistants	1
Medical Records Specialists	1
Plumbers, Pipefitters, and Steamfitters	12
Shoe and Leather Workers and Repairers	1
Total Sponsors	51
Total Sponsors leading to Licensure	33
% of Total	65%

Petroleum County

LABOR FORCE & EMPLOYMENT DATA



- The **labor force** in Petroleum County included **246** people in 2024, or **0.0%** of Montana’s total labor force.
- Total **employment** in Petroleum County was **237** people in 2024, or **0.0%** of Montana’s total employment.
- **Unemployment** in Petroleum County was **9** people in 2024, or **0.1%** of Montana’s total unemployed.
- The **unemployment rate** in Petroleum County was **3.7%** in 2024.

Petroleum County's Largest Employers	
businessname	Employment Range
Data unavailable due to confidentiality constraints.	Unknown

Petroleum County

NUMBER OF APPRENTICESHIPS BY OCCUPATION

Occupation	Active Apprenticeships		
	2024	2025	2026
Total Apprenticeships	0	0	0
Total Apprenticeships leading to Licensure	0	0	0
% of Total	0%	0%	0%

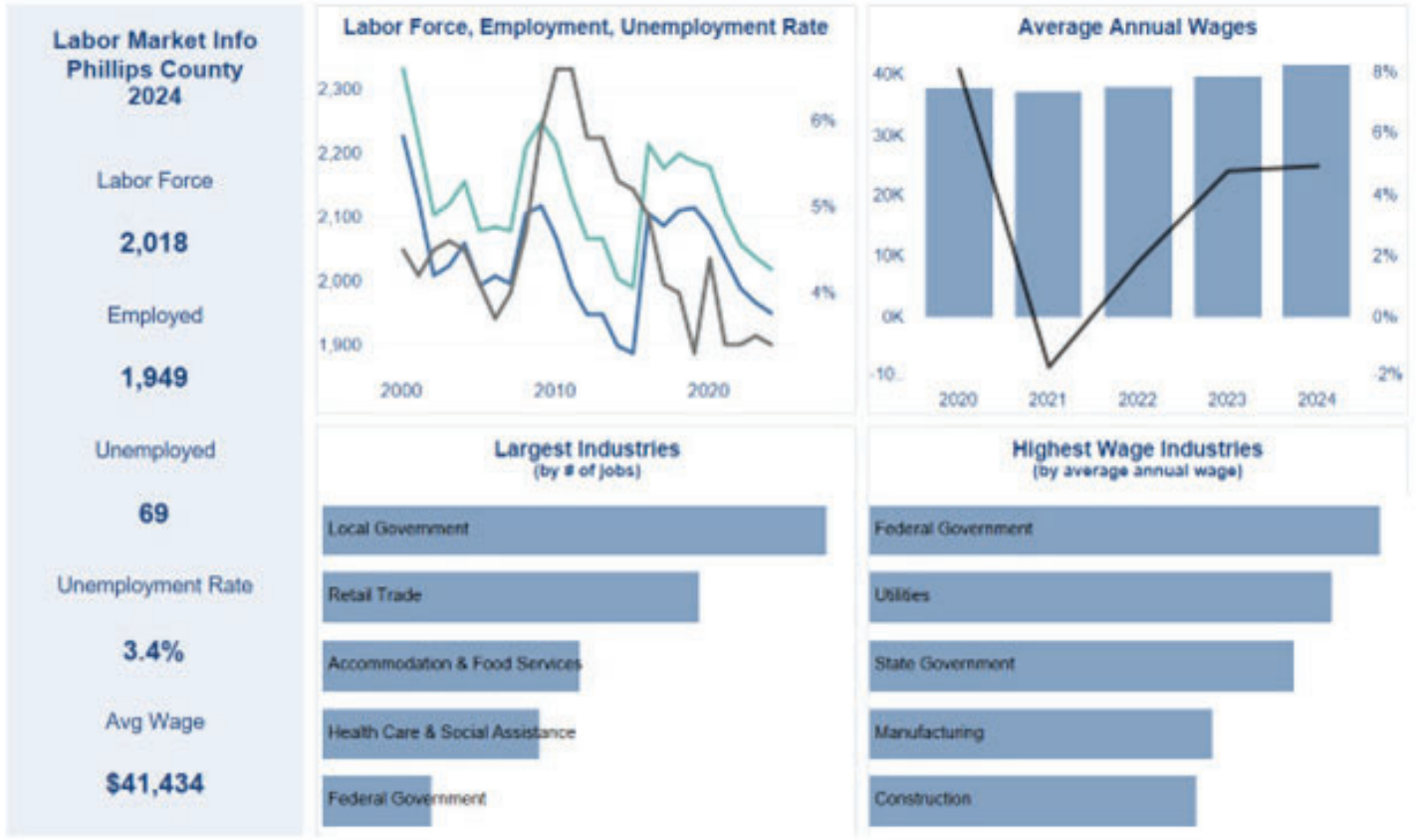
ACTIVE SPONSORS OVER THE LAST THREE YEARS



Occupation	Sponsors
NA	
Total Sponsors	0
Total Sponsors leading to Licensure	0
% of Total	0%

Phillips County

LABOR FORCE & EMPLOYMENT DATA



- The **labor force** in Phillips County included **2,018** people in 2024, or **0.3%** of Montana's total labor force.
- Total **employment** in Phillips County was **1,949** people in 2024, or **0.3%** of Montana's total employment.
- **Unemployment** in Phillips County was **69** people in 2024, or **0.4%** of Montana's total unemployed.
- The **unemployment rate** in Phillips County was **3.4%** in 2024.

Phillips County's Largest Employers	
businessname	Employment Range
ALBERTSONS	50 to 99 employees
PHILLIPS COUNTY HOSPITAL	50 to 99 employees
EZZIES WHOLESALE INC	20 to 49 employees
MALTANA MOTEL	20 to 49 employees
WESTSIDE CASINO	20 to 49 employees

Phillips County

NUMBER OF APPRENTICESHIPS BY OCCUPATION

Occupation	Active Apprenticeships		
	2024	2025	2026
Butchers and Meat Cutters	1	0	0
Electricians	3	4	4
Plumbers, Pipefitters, and Steamfitters	2	2	2
Total Apprenticeships	6	6	6
Total Apprenticeships leading to Licensure	5	6	6
% of Total	83%	100%	100%

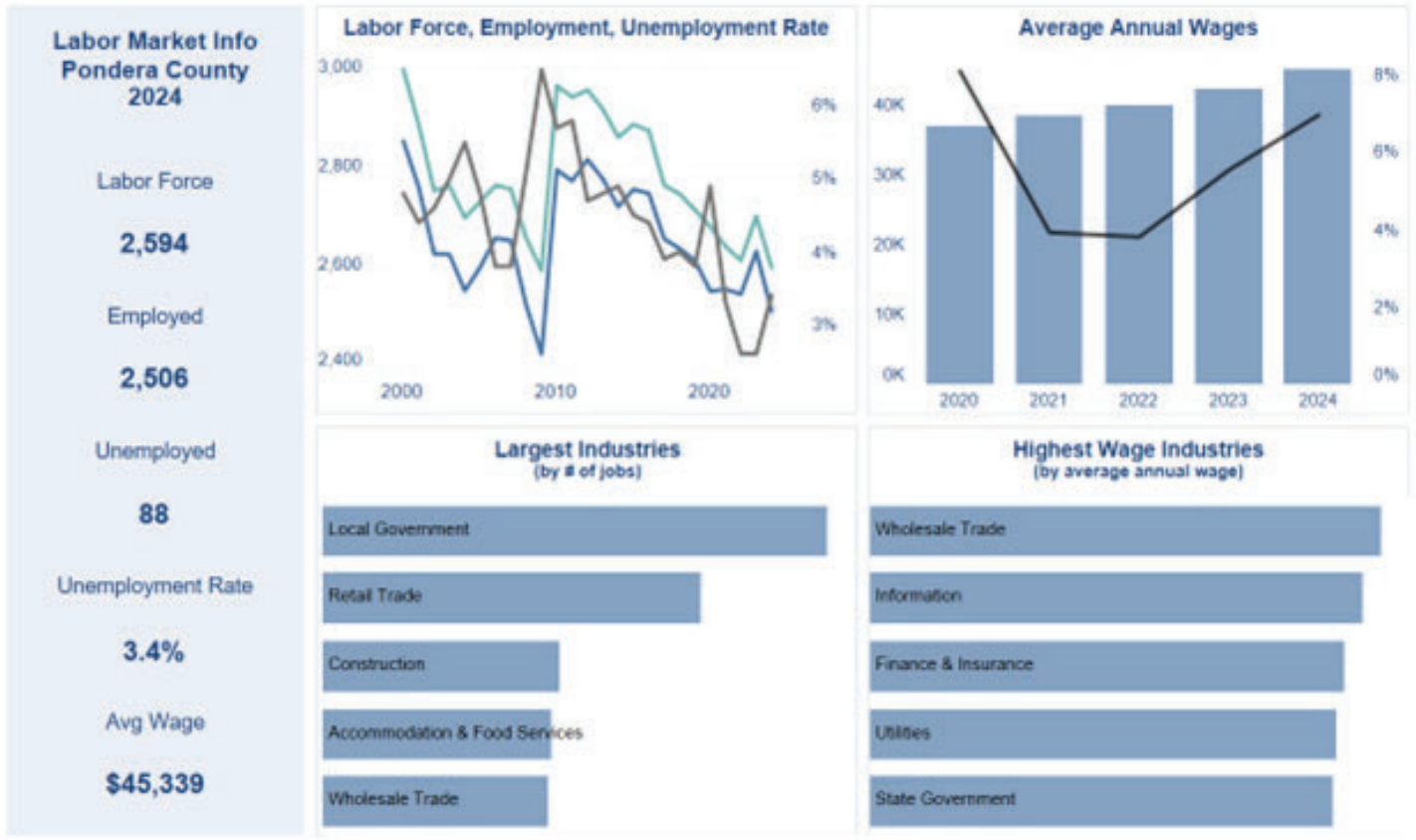
ACTIVE SPONSORS OVER THE LAST THREE YEARS



Occupation	Sponsors
Architectural and Civil Drafters	1
Butchers and Meat Cutters	2
Electricians	2
Medical and Health Services Managers	1
Nursing Assistants	1
Plumbers, Pipefitters, and Steamfitters	2
Total Sponsors	9
Total Sponsors leading to Licensure	4
% of Total	44%

Pondera County

LABOR FORCE & EMPLOYMENT DATA



- The **labor force** in Pondera County included **2,594** people in 2024, or **0.4%** of Montana's total labor force.
- Total **employment** in Pondera County was **2,506** people in 2024, or **0.4%** of Montana's total employment.
- **Unemployment** in Pondera County was **88** people in 2024, or **0.5%** of Montana's total unemployed.
- The **unemployment rate** in Pondera County was **3.4%** in 2024.

Pondera County's Largest Employers	
businessname	Employment Range
LOGAN HEALTH CONRAD	100 to 249 employees
BEEHIVE HOMES OF CONRAD	20 to 49 employees
FRONTLINE AG SOLUTIONS LLC	20 to 49 employees
GARYS IGA	20 to 49 employees
TOWN PUMP INC	20 to 49 employees

Pondera County

NUMBER OF APPRENTICESHIPS BY OCCUPATION

Occupation	Active Apprenticeships		
	2024	2025	2026
Carpenters	1	1	1
Electricians	5	6	6
Plumbers, Pipefitters, and Steamfitters	1	1	1
Total Apprenticeships	7	8	8
Total Apprenticeships leading to Licensure	6	7	7
% of Total	86%	88%	88%

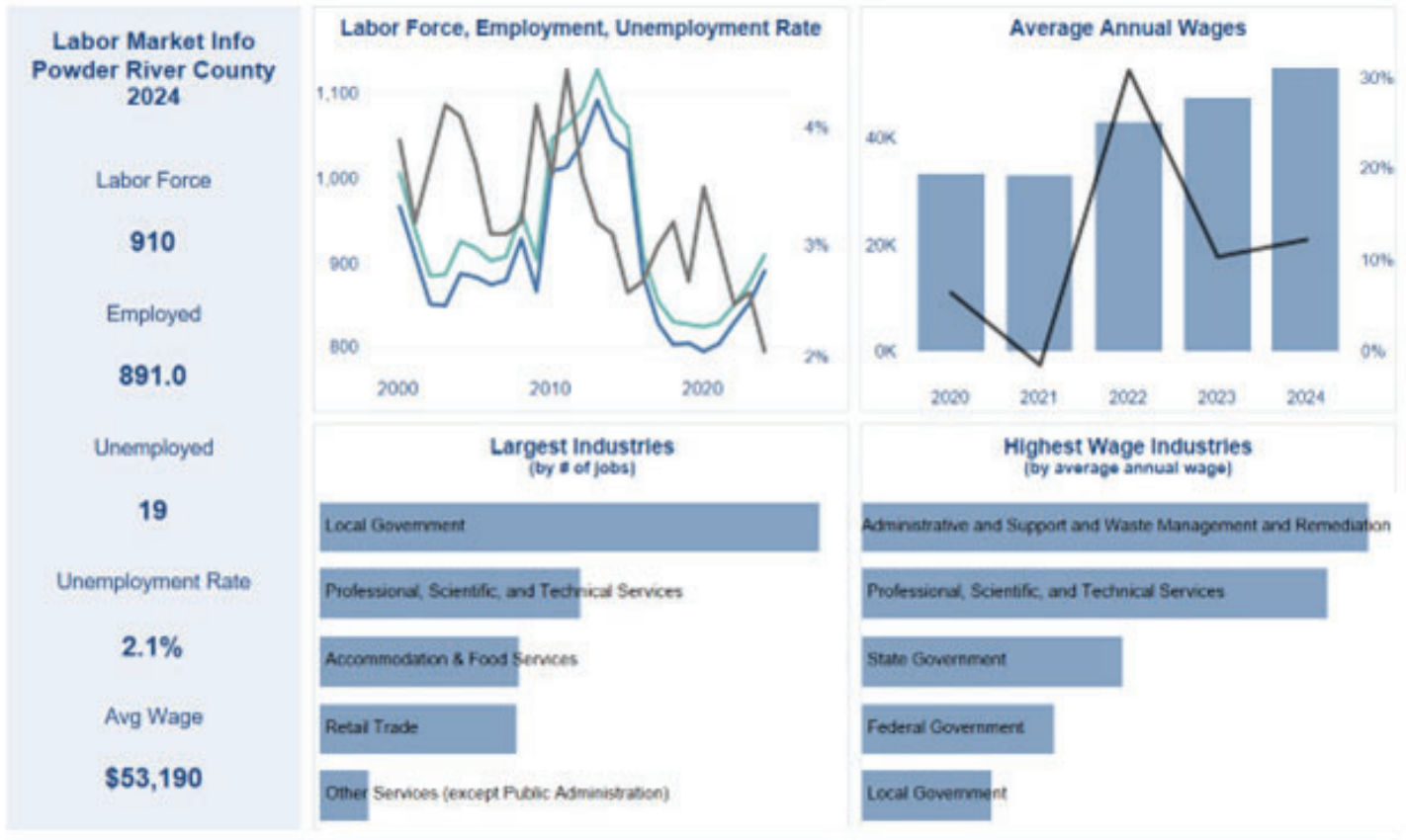
ACTIVE SPONSORS OVER THE LAST THREE YEARS



Occupation	Sponsors
Carpenters	1
Electricians	5
Plumbers, Pipefitters, and Steamfitters	2
Total Sponsors	8
Total Sponsors leading to Licensure	7
% of Total	88%

Powder River County

LABOR FORCE & EMPLOYMENT DATA



- The **labor force** in Powder River County included **910** people in 2024, or **0.2%** of Montana's total labor force.
- Total **employment** in Powder River County was **891** people in 2024, or **0.2%** of Montana's total employment.
- **Unemployment** in Powder River County was **19** people in 2024, or **0.1%** of Montana's total unemployed.
- The **unemployment rate** in Powder River County was **2.1%** in 2024.

Powder River County's Largest Employers	
businessname	Employment Range
Data unavailable due to confidentiality constraints.	Unknown

Powder River County

NUMBER OF APPRENTICESHIPS BY OCCUPATION

Occupation	Active Apprenticeships		
	2024	2025	2026
Total Apprenticeships	0	0	0
Total Apprenticeships leading to Licensure	0	0	0
% of Total	0%	0%	0%

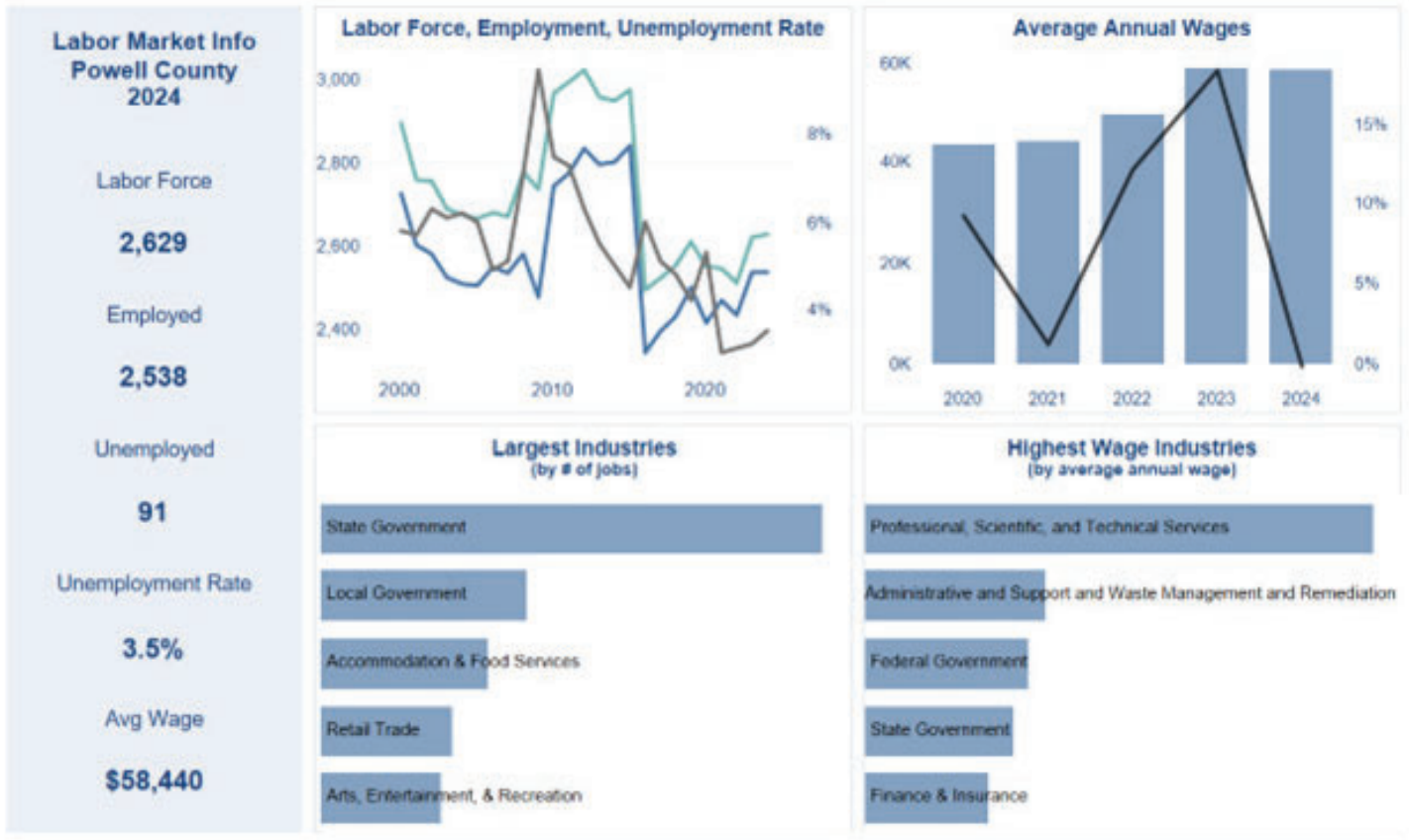
ACTIVE SPONSORS OVER THE LAST THREE YEARS



Occupation	Sponsors
NA	
Total Sponsors	0
Total Sponsors leading to Licensure	0
% of Total	0%

Powell County

LABOR FORCE & EMPLOYMENT DATA



- The **labor force** in Powell County included **2,629** people in 2024, or **0.5%** of Montana's total labor force.
- Total **employment** in Powell County was **2,538** people in 2024, or **0.5%** of Montana's total employment.
- **Unemployment** in Powell County was **91** people in 2024, or **0.5%** of Montana's total unemployed.
- The **unemployment rate** in Powell County was **3.5%** in 2024.

Powell County's Largest Employers	
businessname	Employment Range
DEER LODGE MEDICAL CENTER	100 to 249 employees
ROCK CREEK CATTLE COMPANY LTD	100 to 249 employees
SUN MOUNTAIN LUMBER CO INC	100 to 249 employees
IVY AT DEER LODGE LLC	50 to 99 employees
SAFEWAY	50 to 99 employees
4B'S RESTAURANT	20 to 49 employees
FICKLER OIL COMPANY INC.	20 to 49 employees
MCDONALDS	20 to 49 employees
SUN MOUNTAIN LOGGING LLC	20 to 49 employees
VALLEY FOODS IGA	20 to 49 employees

Powell County

NUMBER OF APPRENTICESHIPS BY OCCUPATION

Occupation	Active Apprenticeships		
	2024	2025	2026
Electricians	13	16	12
Total Apprenticeships	13	16	12
Total Apprenticeships leading to Licensure	13	16	12
% of Total	100%	100%	100%

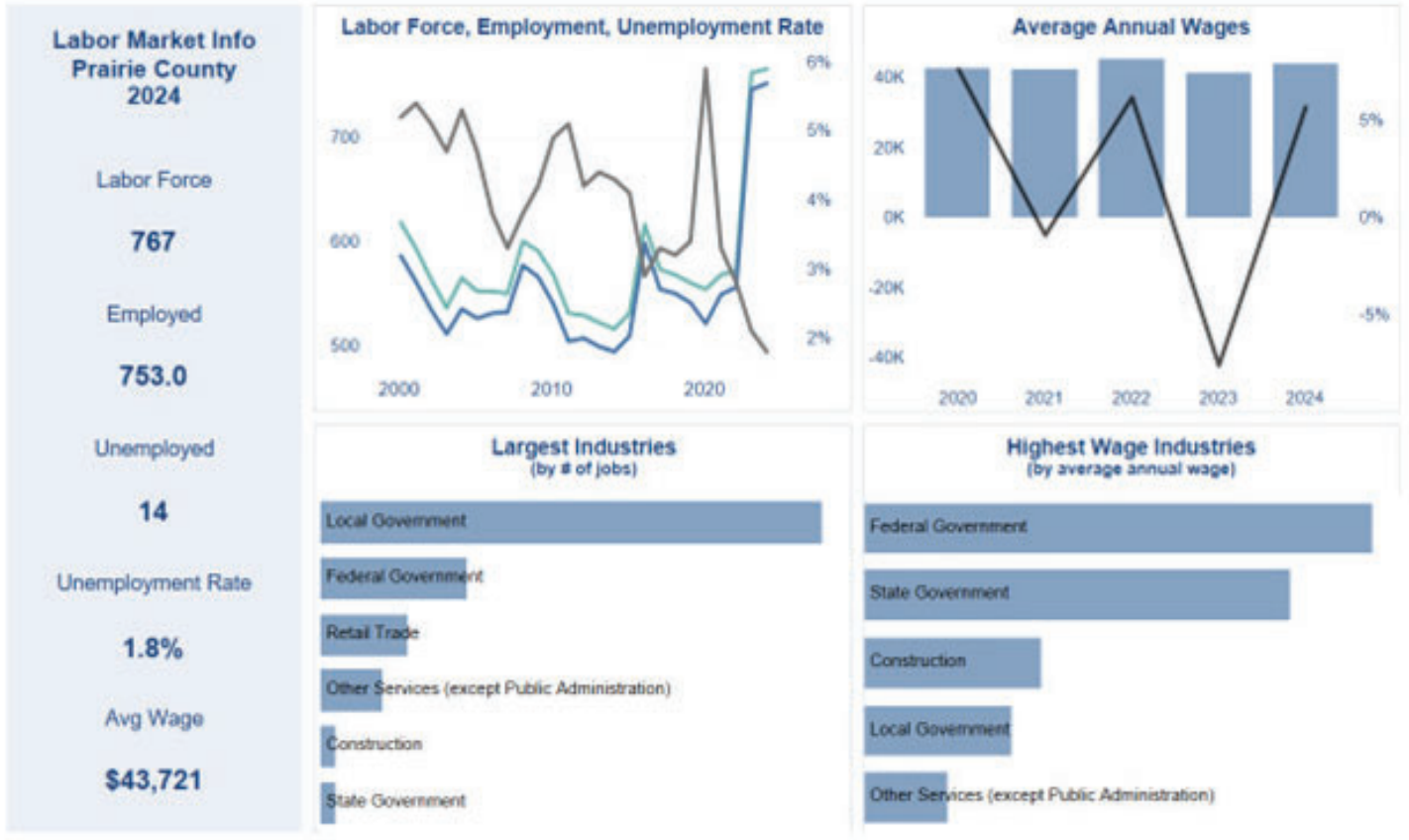
ACTIVE SPONSORS OVER THE LAST THREE YEARS



Occupation	Sponsors
Carpenters	2
Electricians	6
Sailors and Marine Oilers	1
Total Sponsors	9
Total Sponsors leading to Licensure	6
% of Total	67%

Prairie County

LABOR FORCE & EMPLOYMENT DATA



- The **labor force** in Prairie County included **767** people in 2024, or **0.1%** of Montana’s total labor force.
- Total **employment** in Prairie County was **753** people in 2024, or **0.1%** of Montana’s total employment.
- **Unemployment** in Prairie County was **14** people in 2024, or **0.1%** of Montana’s total unemployed.
- The **unemployment rate** in Prairie County was **1.8%** in 2024.

Prairie County's Largest Employers	
businessname	Employment Range
Data unavailable due to confidentiality constraints.	Unknown

Prairie County

NUMBER OF APPRENTICESHIPS BY OCCUPATION

Occupation	Active Apprenticeships		
	2024	2025	2026
Total Apprenticeships	0	0	0
Total Apprenticeships leading to Licensure	0	0	0
% of Total	0%	0%	0%

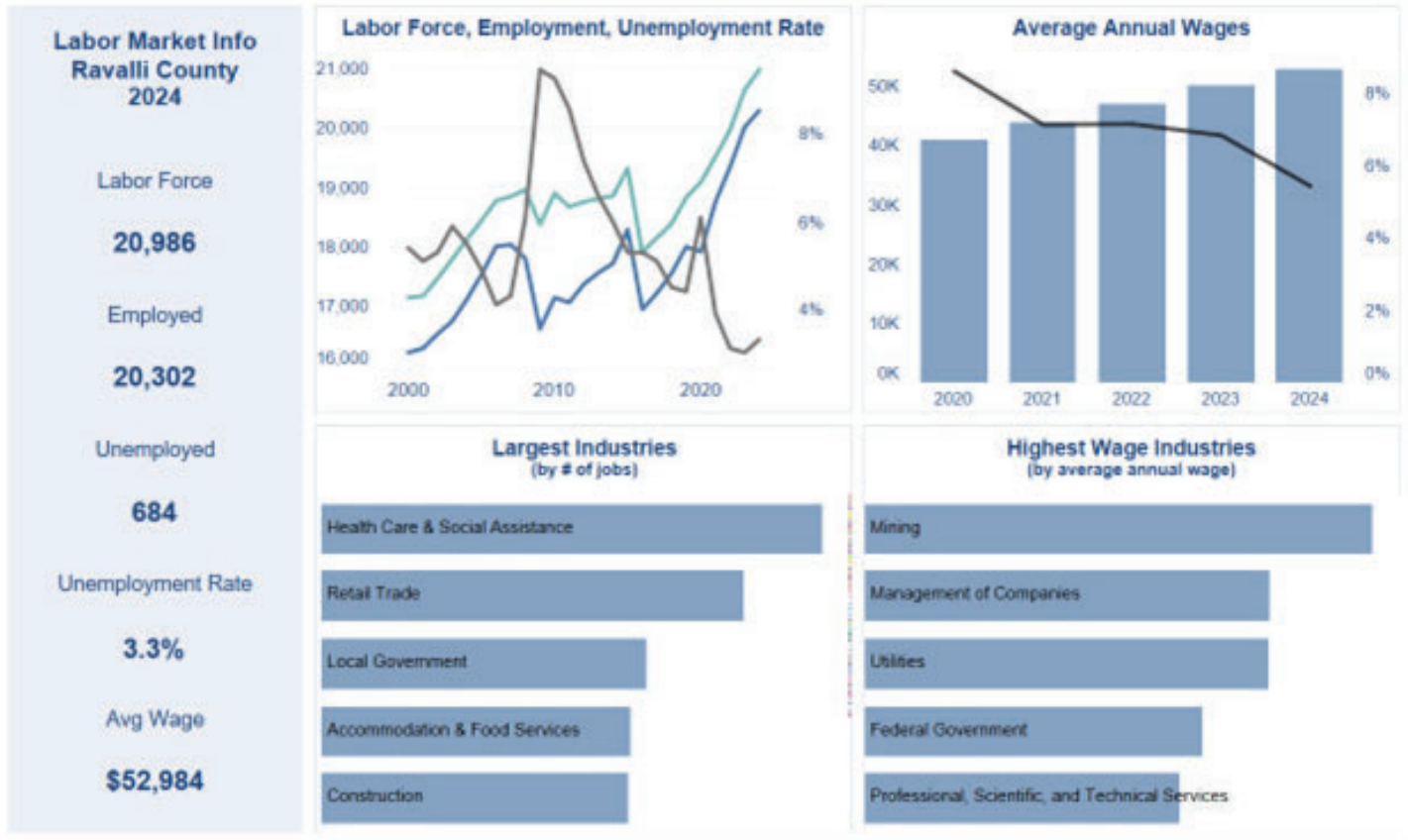
ACTIVE SPONSORS OVER THE LAST THREE YEARS



Occupation	Sponsors
NA	
Total Sponsors	0
Total Sponsors leading to Licensure	0
% of Total	0%

Ravalli County

LABOR FORCE & EMPLOYMENT DATA



- The **labor force** in Ravalli County included **20,986** people in 2024, or **3.6%** of Montana’s total labor force.
- Total **employment** in Ravalli County was **20,302** people in 2024, or **3.6%** of Montana’s total employment.
- **Unemployment** in Ravalli County was **684** people in 2024, or **4.0%** of Montana’s total unemployed.
- The **unemployment rate** in Ravalli County was **3.3%** in 2024.

Ravalli County's Largest Employers	
businessname	Employment Range
MARCUS DALY MEMORIAL HOSPITAL	500 to 999 employees
GLAXOSMITHKLINE	250 to 499 employees
A2Z PERSONNEL HAMILTON INC	100 to 249 employees
MOUNTAIN HEIGHTS	100 to 249 employees
RAVALLI SERVICES CORPORATION	100 to 249 employees
STOCK FARM CLUB	100 to 249 employees
SUPER 1 FOODS	100 to 249 employees
TOWN PUMP INC	100 to 249 employees
TRIPLE CREEK RANCH	100 to 249 employees
UNITED BENEFITS CONSULTING INC	100 to 249 employees

Ravalli County

NUMBER OF APPRENTICESHIPS BY OCCUPATION

Occupation	Active Apprenticeships		
	2024	2025	2026
Architectural and Civil Drafters	1	1	1
Barbers	0	1	1
Brickmasons and Blockmasons	2	3	0
Electricians	63	73	67
Elevator and Escalator Installers and Repairers	3	3	2
Heating, Air Conditioning, and Refrigeration Mechanics and Installers	4	4	4
Machinists	1	1	1
Nursing Assistants	1	0	0
Plumbers, Pipefitters, and Steamfitters	15	32	29
Structural Iron and Steel Workers	1	0	0
Telecommunications Line Installers and Repairers	0	1	1
Total Apprenticeships	91	119	106
Total Apprenticeships leading to Licensure	81	108	98
% of Total	89%	91%	93%

ACTIVE SPONSORS OVER THE LAST THREE YEARS

2024
38
Sponsors

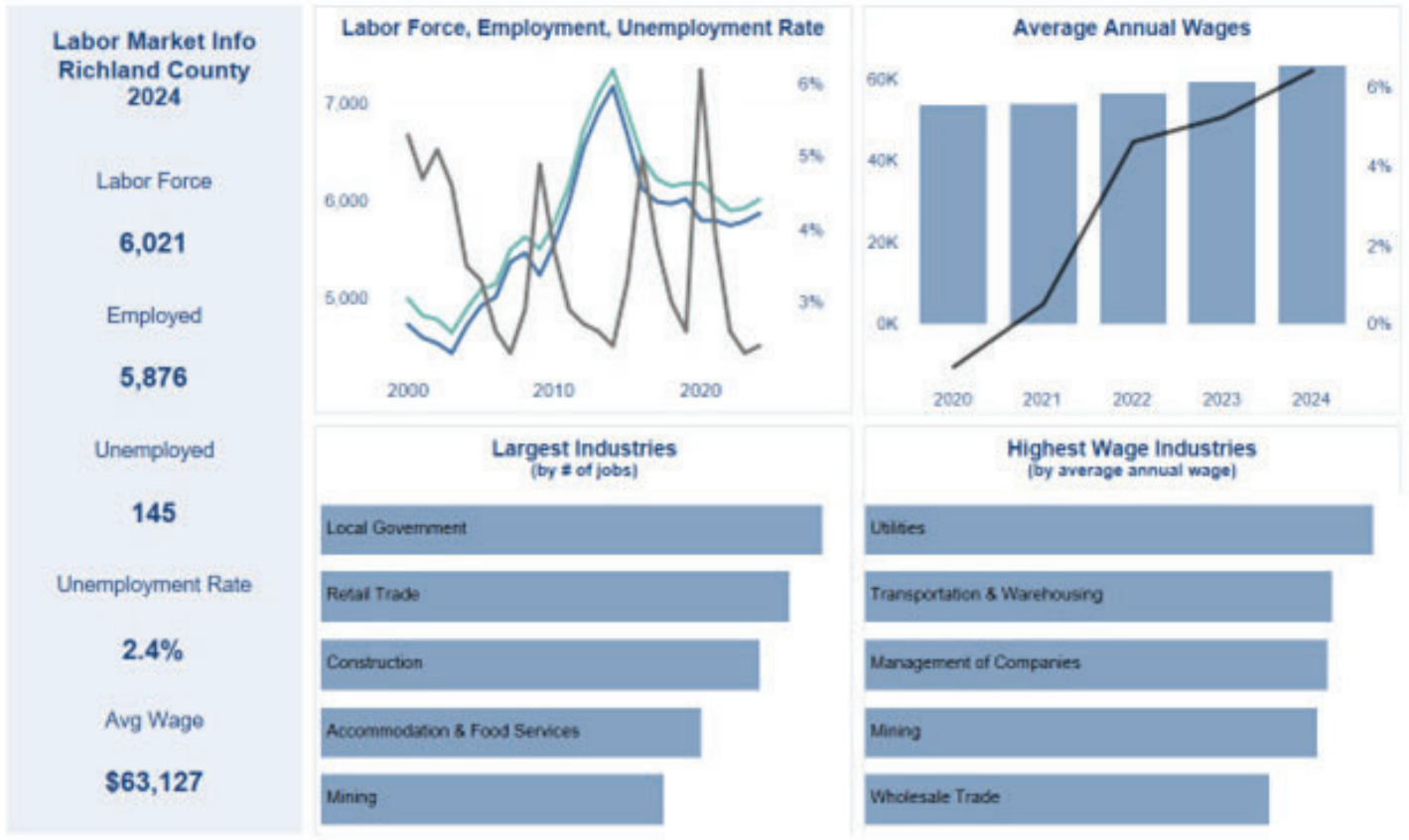
2025
45
Sponsors

2026
43
Sponsors

Occupation	Sponsors
Architectural and Civil Drafters	1
Barbers	1
Brickmasons and Blockmasons	1
Carpenters	2
Chefs and Head Cooks	1
Childcare Workers	1
Community Health Workers	1
Electricians	31
Elevator and Escalator Installers and Repairers	2
Health Education Specialists	1
Heating, Air Conditioning, and Refrigeration Mechanics and Installers	3
Machinists	1
Medical Records Specialists	1
Musicians and Singers	1
Nursing Assistants	3
Plumbers, Pipefitters, and Steamfitters	29
Structural Iron and Steel Workers	1
Telecommunications Line Installers and Repairers	1
Total Sponsors	82
Total Sponsors leading to Licensure	63
% of Total	77%

Richland County

LABOR FORCE & EMPLOYMENT DATA



- The **labor force** in Richland County included **6,021** people in 2024, or **1.0%** of Montana’s total labor force.
- Total **employment** in Richland County was **5,876** people in 2024, or **1.0%** of Montana’s total employment.
- **Unemployment** in Richland County was **145** people in 2024, or **0.8%** of Montana’s total unemployed.
- The **unemployment rate** in Richland County was **2.4%** in 2024.

Richland County's Largest Employers	
businessname	Employment Range
SIDNEY HEALTH CENTER	500 to 999 employees
BEAR PAW ENERGY	100 to 249 employees
REYNOLDS WAREHOUSE GROCERY	100 to 249 employees
WANZEK CONSTRUCTION INC	100 to 249 employees
HANSEN ENTERPRISES LLC	50 to 99 employees
TOWN PUMP INC	50 to 99 employees
RICHLAND OPPORTUNITIES INC	20 to 49 employees
SIDNEY COUNTRY CLUB	20 to 49 employees
TRI COUNTY DISTRIBUTORS	20 to 49 employees
WILDCAT TRUCKING LLC	20 to 49 employees

Richland County

NUMBER OF APPRENTICESHIPS BY OCCUPATION

Occupation	Active Apprenticeships		
	2024	2025	2026
Electricians	16	23	17
Heating, Air Conditioning, and Refrigeration Mechanics and Installers	0	1	1
Plumbers, Pipefitters, and Steamfitters	8	8	7
Roofers	6	6	5
Total Apprenticeships	30	38	30
Total Apprenticeships leading to Licensure	24	31	24
% of Total	80%	82%	80%

ACTIVE SPONSORS OVER THE LAST THREE YEARS

2024
6
Sponsors

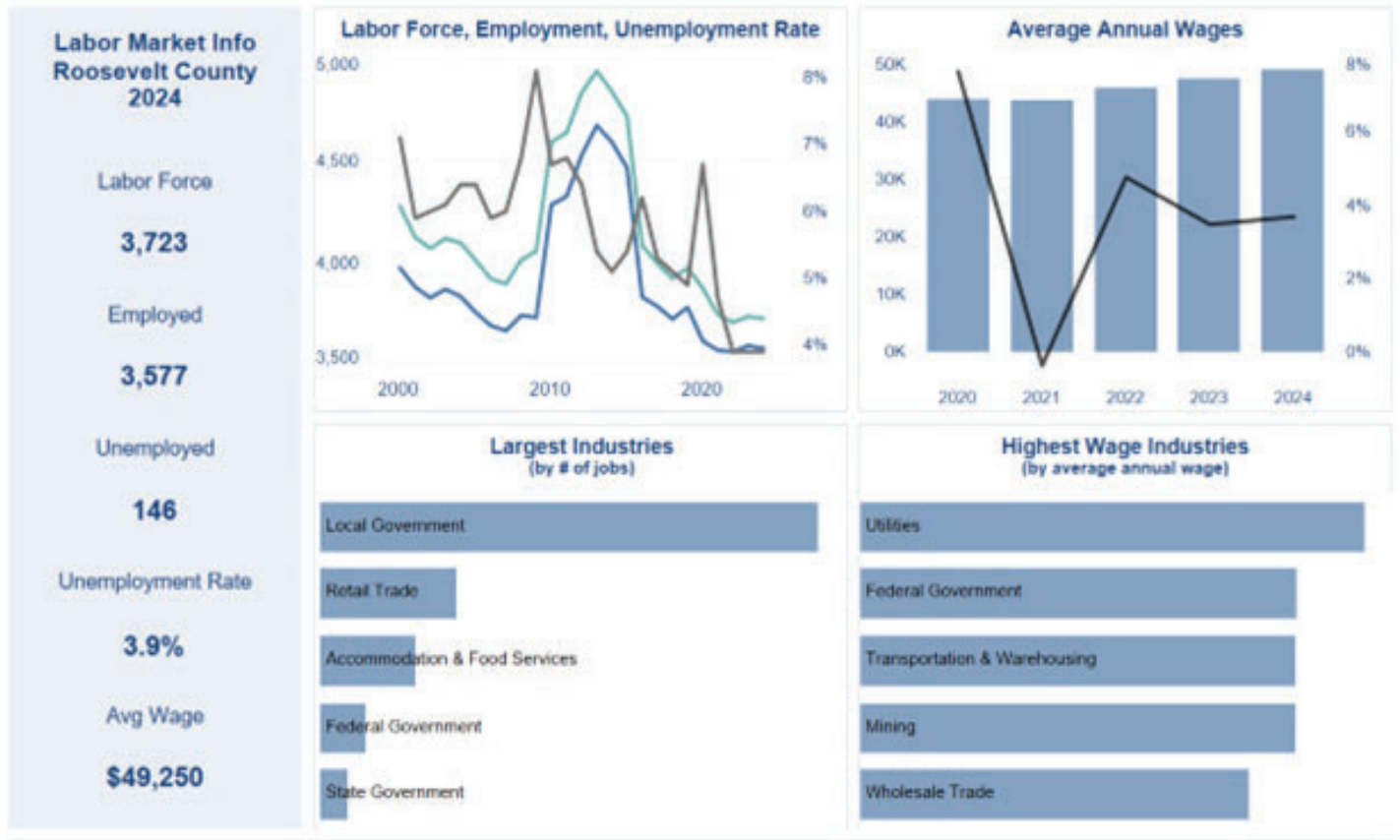
2025
8
Sponsors

2026
8
Sponsors

Occupation	Sponsors
Childcare Workers	3
Electrical Power-Line Installers and Repairers	1
Electricians	11
Heating, Air Conditioning, and Refrigeration Mechanics and Installers	1
Plumbers, Pipefitters, and Steamfitters	3
Roofers	2
Total Sponsors	21
Total Sponsors leading to Licensure	14
% of Total	67%

Roosevelt County

LABOR FORCE & EMPLOYMENT DATA



- The **labor force** in Roosevelt County included **3,723** people in 2024, or **0.6%** of Montana’s total labor force.
- Total **employment** in Roosevelt County was **3,577** people in 2024, or **0.6%** of Montana’s total employment.
- **Unemployment** in Roosevelt County was **146** people in 2024, or **0.9%** of Montana’s total unemployed.
- The **unemployment rate** in Roosevelt County was **3.9%** in 2024.

Roosevelt County's Largest Employers	
businessname	Employment Range
NORTHEAST MONTANA HEALTH SERVICES	250 to 499 employees
AGLAND CO OP	100 to 249 employees
ALBERTSONS	50 to 99 employees
ROOSEVELT MEDICAL CENTER	50 to 99 employees
AEL LLC	20 to 49 employees
HARVEST STATES COOPERATIVES	20 to 49 employees
SALOON 27 STEAK & SEAFOOD	20 to 49 employees
SHERMAN INN	20 to 49 employees
TOWN PUMP INC	20 to 49 employees
UPS	20 to 49 employees

Roosevelt County

NUMBER OF APPRENTICESHIPS BY OCCUPATION

Occupation	Active Apprenticeships		
	2024	2025	2026
Total Apprenticeships	0	0	0
Total Apprenticeships leading to Licensure	0	0	0
% of Total	0%	0%	0%

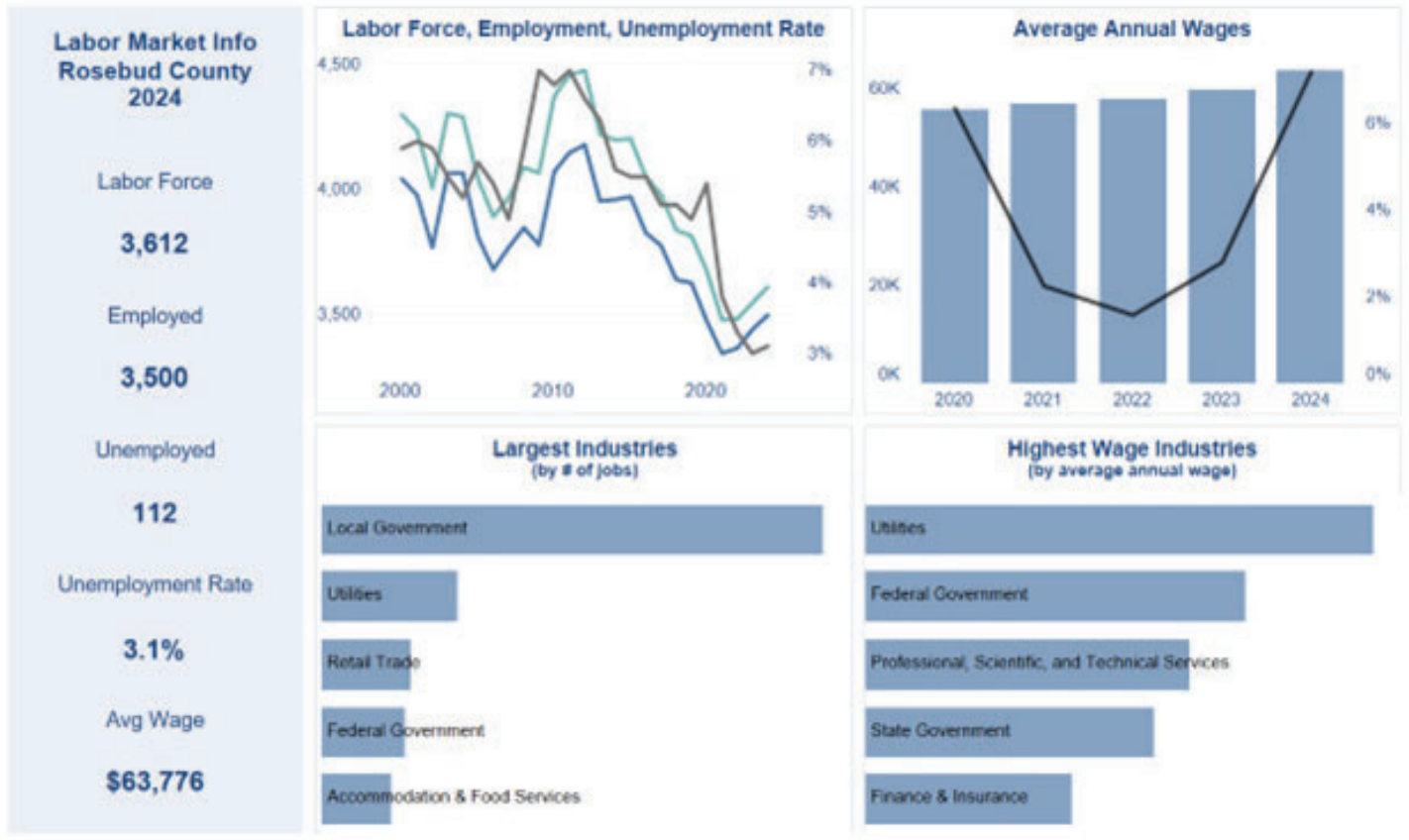
ACTIVE SPONSORS OVER THE LAST THREE YEARS



Occupation	Sponsors
NA	
Total Sponsors	0
Total Sponsors leading to Licensure	0
% of Total	0

Rosebud County

LABOR FORCE & EMPLOYMENT DATA



- The **labor force** in Rosebud County included **3,612** people in 2024, or **0.6%** of Montana’s total labor force.
- Total **employment** in Rosebud County was **3,500** people in 2024, or **0.6%** of Montana’s total employment.
- **Unemployment** in Rosebud County was **112** people in 2024, or **0.7%** of Montana’s total unemployed.
- The **unemployment rate** in Rosebud County was **3.1%** in 2024.

Rosebud County's Largest Employers	
businessname	Employment Range
NORTH AMERICAN ENERGY SERVICES	250 to 499 employees
TALEN MONTANA	250 to 499 employees
WESTMORELAND ROSEBUD MINING	250 to 499 employees
CEI ELECTRIC CONTRACTORS	100 to 249 employees
ROSEBUD HEALTH CARE CENTER	100 to 249 employees
ST LABRE INDIAN SCH EDUC ASSOC	100 to 249 employees
PRINCE, INC.	50 to 99 employees
TOWN PUMP INC	50 to 99 employees
RANGE TELEPHONE COOP INC	20 to 49 employees
ROSEBUD OPERATING SERVICES INC	20 to 49 employees

Rosebud County

NUMBER OF APPRENTICESHIPS BY OCCUPATION

Occupation	Active Apprenticeships		
	2024	2025	2026
Boilermakers	2	2	2
Carpenters	2	1	1
Industrial Machinery Mechanics	14	14	10
Stationary Engineers and Boiler Operators	14	15	11
Telecommunications Line Installers and Repairers	6	4	4
Total Apprenticeships	38	36	28
Total Apprenticeships leading to Licensure	14	15	11
% of Total	37%	42%	39%

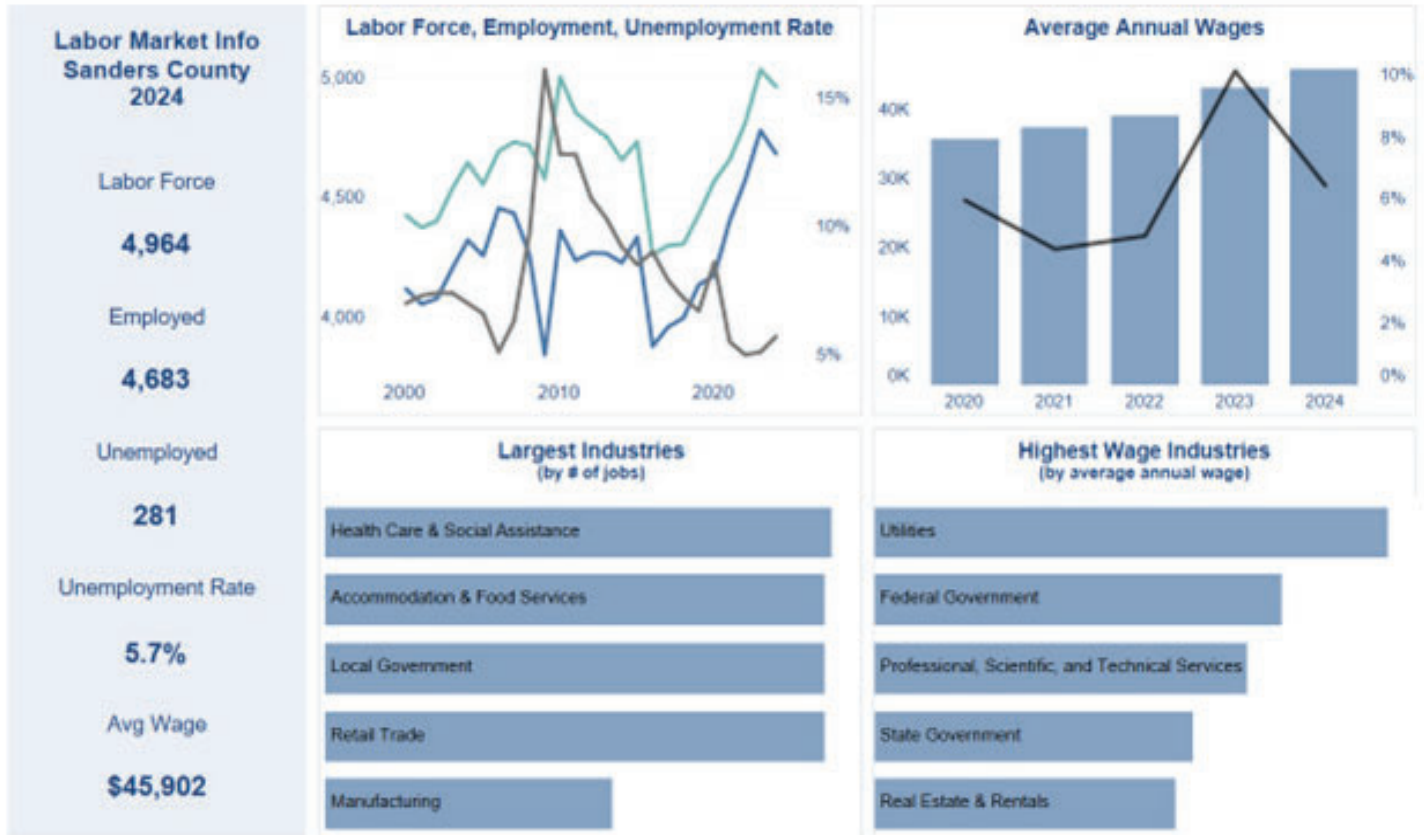
ACTIVE SPONSORS OVER THE LAST THREE YEARS



Occupation	Sponsors
Boilermakers	1
Carpenters	2
Childcare Workers	1
Industrial Machinery Mechanics	2
Medical Records Specialists	1
Stationary Engineers and Boiler Operators	2
Telecommunications Line Installers and Repairers	1
Total Sponsors	10
Total Sponsors leading to Licensure	2
% of Total	20%

Sanders County

LABOR FORCE & EMPLOYMENT DATA



- The **labor force** in Sanders County included **4,964** people in 2024, or **0.9%** of Montana’s total labor force.
- Total **employment** in Sanders County was **4,683** people in 2024, or **0.8%** of Montana’s total employment.
- **Unemployment** in Sanders County was **281** people in 2024, or **1.6%** of Montana’s total unemployed.
- The **unemployment rate** in Sanders County was **5.7%** in 2024.

Sanders County's Largest Employers	
businessname	Employment Range
CLARK FORK VALLEY HOSPITAL	100 to 249 employees
QUINNS HOT SPRINGS RESORT INC	100 to 249 employees
CLEARVIEW ACADEMY	50 to 99 employees
LITTLE BITTERROOT SPECIAL SERVICES	50 to 99 employees
THOMPSON RIVER LUMBER COMPANY OF MT	50 to 99 employees
TOWN PUMP INC	50 to 99 employees
BONNIE PLANTS LLC	20 to 49 employees
MONTANA MOORE HOLDINGS LLC	20 to 49 employees
MOODYS MARKET INC	20 to 49 employees
RTI FABRICATION	20 to 49 employees

Sanders County

NUMBER OF APPRENTICESHIPS BY OCCUPATION

Occupation	Active Apprenticeships		
	2024	2025	2026
Electricians	6	5	5
Plumbers, Pipefitters, and Steamfitters	2	3	2
Total Apprenticeships	8	8	7
Total Apprenticeships leading to Licensure	8	8	7
% of Total	100%	100%	100%

ACTIVE SPONSORS OVER THE LAST THREE YEARS

2024
6
Sponsors

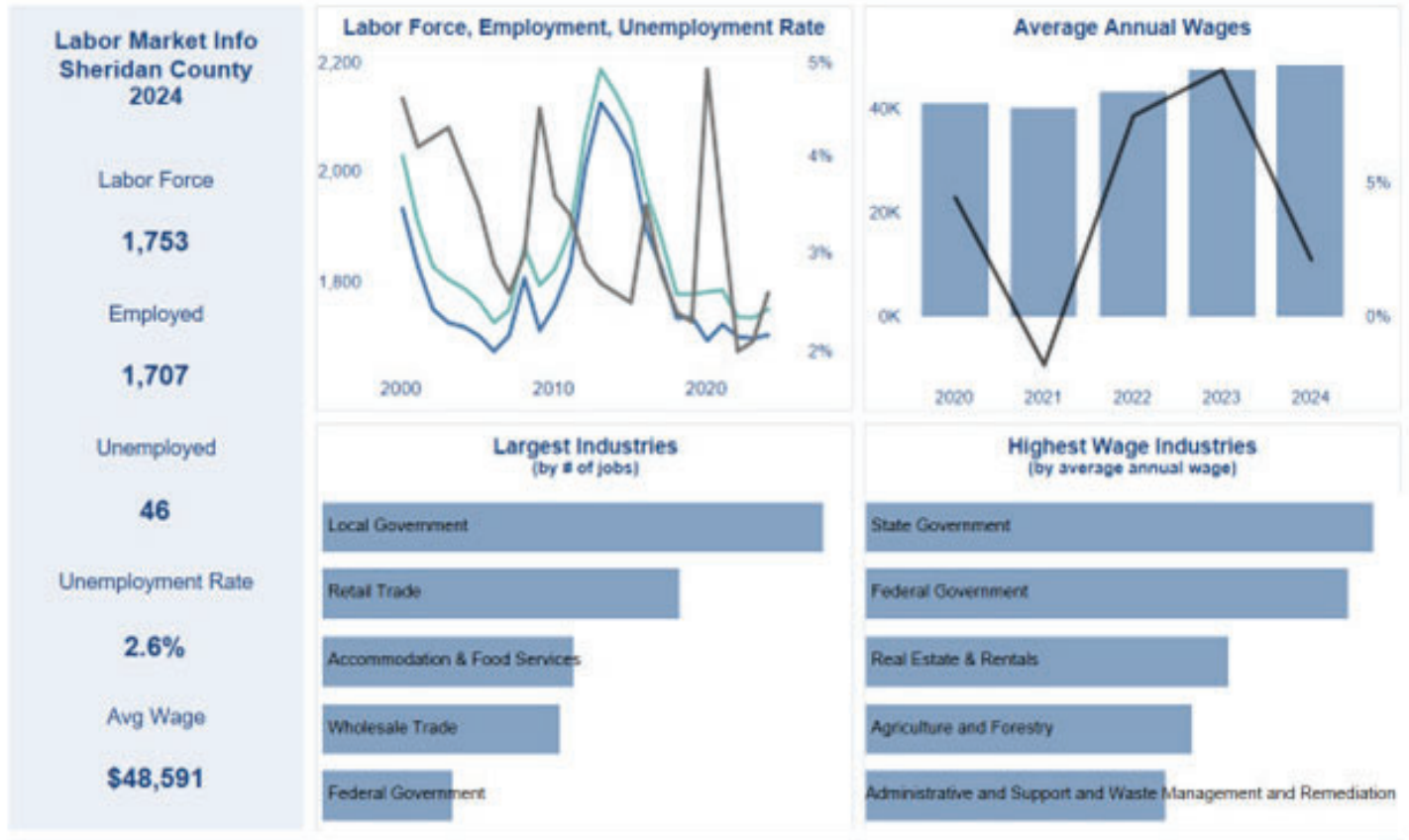
2025
7
Sponsors

2026
6
Sponsors

Occupation	Sponsors
Electricians	5
Medical Records Specialists	1
Plumbers, Pipefitters, and Steamfitters	4
Radiologic Technologists and Technicians	1
Total Sponsors	11
Total Sponsors leading to Licensure	10
% of Total	91%

Sheridan County

LABOR FORCE & EMPLOYMENT DATA



- The **labor force** in Sheridan County included **1,753** people in 2024, or **0.3%** of Montana's total labor force.
- Total **employment** in Sheridan County was **1,707** people in 2024, or **0.3%** of Montana's total employment.
- **Unemployment** in Sheridan County was **46** people in 2024, or **0.3%** of Montana's total unemployed.
- The **unemployment rate** in Sheridan County was **2.6%** in 2024.

Sheridan County's Largest Employers	
businessname	Employment Range
SHERIDAN MEMORIAL HOSPITAL	100 to 249 employees
COLUMBIA GRAIN INC	20 to 49 employees
MAV KG LLC	20 to 49 employees
RUEBS SUPER VALU INC	20 to 49 employees
SHERIDAN ELECTRIC	20 to 49 employees

Sheridan County

NUMBER OF APPRENTICESHIPS BY OCCUPATION

Occupation	Active Apprenticeships		
	2024	2025	2026
Electricians	4	3	3
Telecommunications Line Installers and Repairers	5	4	5
Total Apprenticeships	9	7	8
Total Apprenticeships leading to Licensure	4	3	3
% of Total	44%	43%	38%

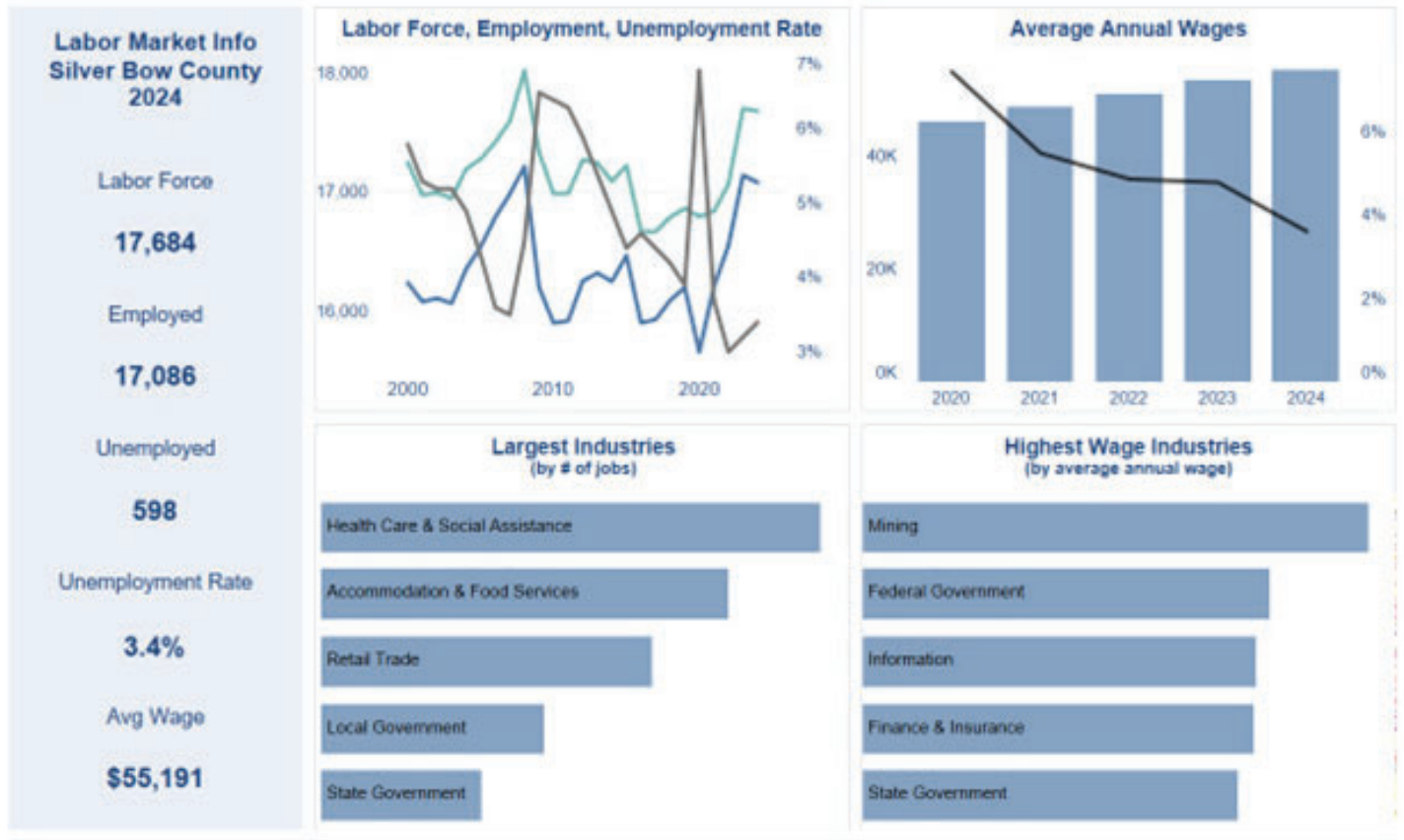
ACTIVE SPONSORS OVER THE LAST THREE YEARS



Occupation	Sponsors
Electrical Power-Line Installers and Repairers	1
Electricians	3
Telecommunications Line Installers and Repairers	1
Total Sponsors	5
Total Sponsors leading to Licensure	3
% of Total	60%

Silver Bow County

LABOR FORCE & EMPLOYMENT DATA



- The **labor force** in Silver Bow County included **17,684** people in 2024, or **3.1%** of Montana’s total labor force.
- Total **employment** in Silver Bow County was **17,086** people in 2024, or **3.0%** of Montana’s total employment.
- **Unemployment** in Silver Bow County was **598** people in 2024, or **3.5%** of Montana’s total unemployed.
- The **unemployment rate** in Silver Bow County was **3.4%** in 2024.

Silver Bow County's Largest Employers	
businessname	Employment Range
NORTHWESTERN ENERGY	500 to 999 employees
ST JAMES HEALTHCARE	500 to 999 employees
TOWN PUMP INC	500 to 999 employees
MONTANA RESOURCES	250 to 499 employees
WAL MART	250 to 499 employees
COMMUNITY COUNSELING & CORRECTIONAL	100 to 249 employees
FAIRMONT HOT SPRINGS RESORT	100 to 249 employees
MEAD LUMBER COMPANY INC	100 to 249 employees
MONTANA PRECISION PRODUCTS	100 to 249 employees
REC ADVANCED SILICON MATERIALS LLC	100 to 249 employees

Silver Bow County

NUMBER OF APPRENTICESHIPS BY OCCUPATION

Occupation	Active Apprenticeships		
	2024	2025	2026
Automotive Body and Related Repairers	1	1	0
Boilermakers	0	1	1
Carpenters	36	28	19
Childcare Workers	0	2	2
Electrical Power-Line Installers and Repairers	26	25	18
Electricians	8	9	9
Heating, Air Conditioning, and Refrigeration Mechanics and Installers	3	5	4
Plumbers, Pipefitters, and Steamfitters	75	67	47
Power Distributors and Dispatchers	1	0	0
Power Plant Operators	0	2	2
Registered Nurses	0	1	1
Sheet Metal Workers	102	82	73
Tree Trimmers and Pruners	0	1	1
Total Apprenticeships	252	224	177
Total Apprenticeships leading to Licensure	83	77	57
% of Total	33%	34%	32%

Silver Bow County

ACTIVE SPONSORS OVER THE LAST THREE YEARS

2024
27
Sponsors

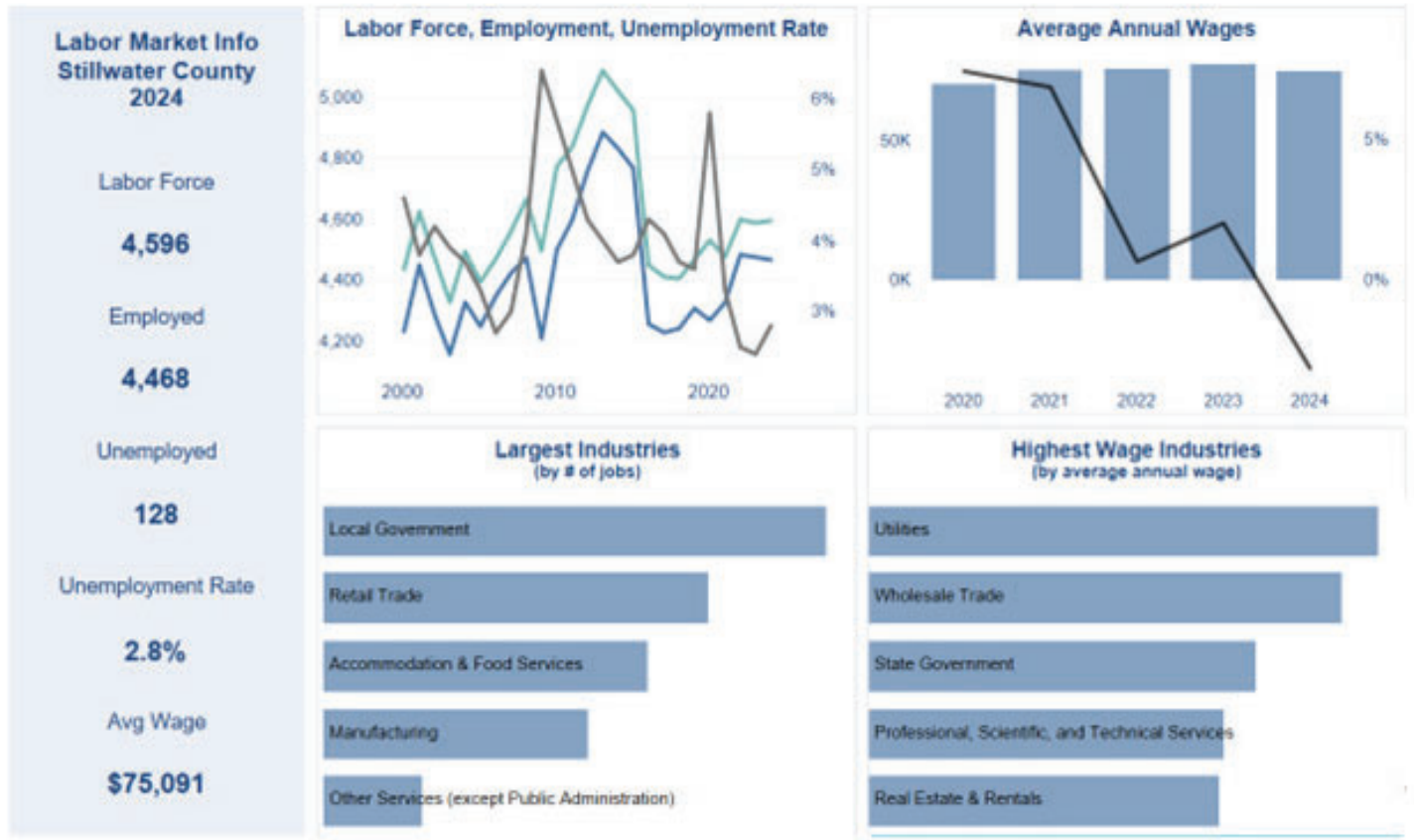
2025
27
Sponsors

2026
26
Sponsors

Occupation	Sponsors
Automotive Body and Related Repairers	1
Boilermakers	1
Bookkeeping, Accounting, and Auditing Clerks	2
Brickmasons and Blockmasons	1
Carpenters	12
Childcare Workers	2
Electrical and Electronics Repairers, Powerhouse, Substation, and Relay	1
Electrical Power-Line Installers and Repairers	1
Electricians	4
Elevator and Escalator Installers and Repairers	1
Heating, Air Conditioning, and Refrigeration Mechanics and Installers	3
Plumbers, Pipefitters, and Steamfitters	16
Power Distributors and Dispatchers	1
Power Plant Operators	1
Registered Nurses	1
Roofers	1
Sheet Metal Workers	22
Telecommunications Equipment Installers and Repairers, Except Line Installers	1
Tree Trimmers and Pruners	1
Total Sponsors	73
Total Sponsors leading to Licensure	22
% of Total	30%

Stillwater County

LABOR FORCE & EMPLOYMENT DATA



- The **labor force** in Stillwater County included **4,596** people in 2024, or **0.8%** of Montana's total labor force.
- Total **employment** in Stillwater County was **4,468** people in 2024, or **0.8%** of Montana's total employment.
- **Unemployment** in Stillwater County was **128** people in 2024, or **0.7%** of Montana's total unemployed.
- The **unemployment rate** in Stillwater County was **2.8%** in 2024.

Stillwater County's Largest Employers	
businessname	Employment Range
STILLWATER MINING COMPANY	1000 employees and above
DEACONESS MEDICAL CENTER	100 to 249 employees
MONTANA SILVERSMITHS	100 to 249 employees
COLUMBUS IGA PLUS	50 to 99 employees
MCDONALDS	50 to 99 employees
SPECIAL K RANCH INC	50 to 99 employees
406 RX PLLC	20 to 49 employees
SIDNEY E FRANK FOUNDATION	20 to 49 employees
THE 307 BAR & GRILL	20 to 49 employees
TOWN PUMP INC	20 to 49 employees

Stillwater County

NUMBER OF APPRENTICESHIPS BY OCCUPATION

Occupation	Active Apprenticeships		
	2024	2025	2026
Boilermakers	0	1	1
Electricians	3	6	6
Elevator and Escalator Installers and Repairers	1	1	0
Operating Engineers and Other Construction Equipment Operators	1	1	1
Plumbers, Pipefitters, and Steamfitters	8	8	8
Total Apprenticeships	13	17	16
Total Apprenticeships leading to Licensure	12	15	14
% of Total	92%	88%	88%

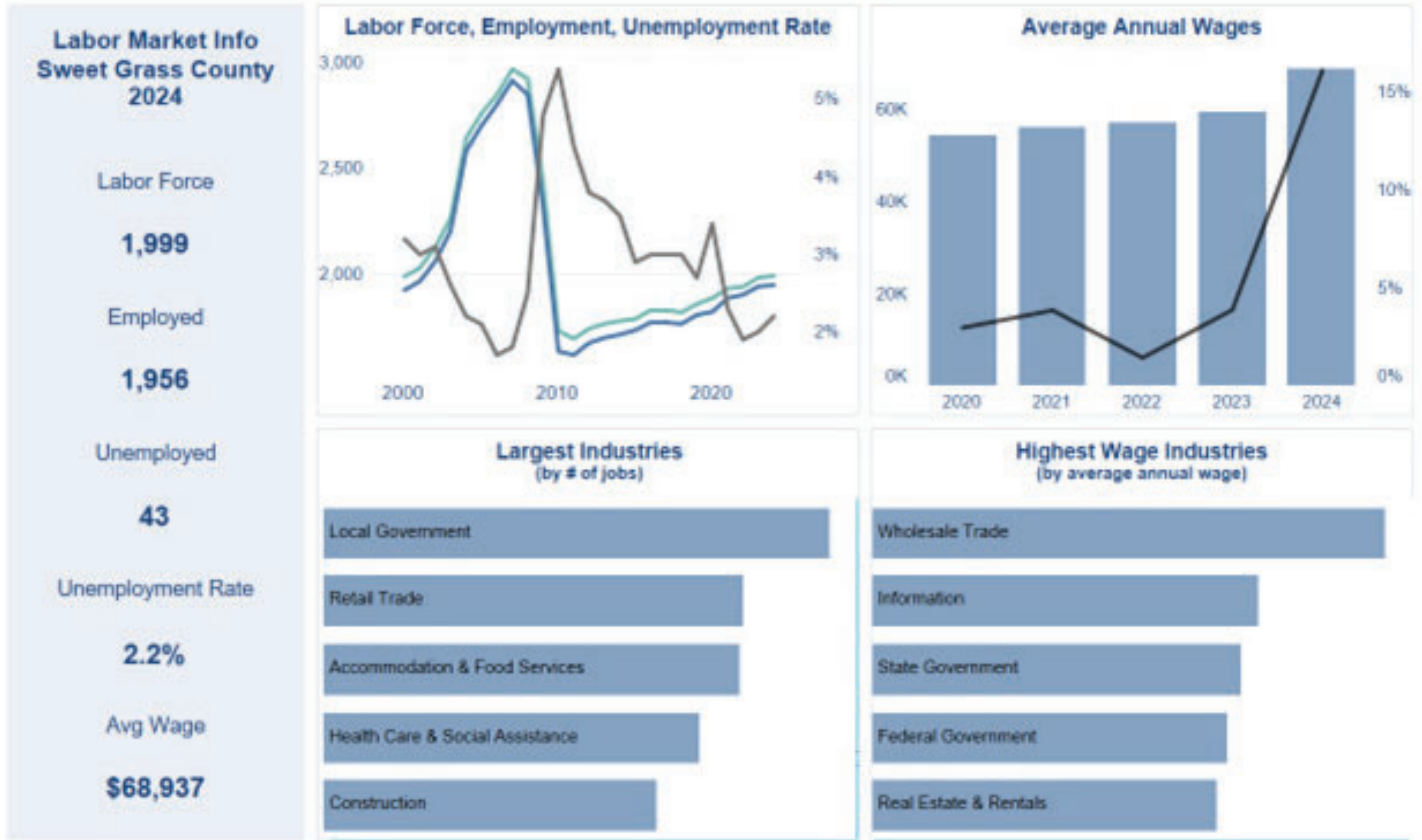
ACTIVE SPONSORS OVER THE LAST THREE YEARS



Occupation	Sponsors
Boilermakers	1
Civil Engineering Technologists and Technicians	1
Electricians	3
Elevator and Escalator Installers and Repairers	1
Health Education Specialists	1
Operating Engineers and Other Construction Equipment Operators	2
Plumbers, Pipefitters, and Steamfitters	8
Total Sponsors	17
Total Sponsors leading to Licensure	12
% of Total	71%

Sweet Grass County

LABOR FORCE & EMPLOYMENT DATA



- The **labor force** in Sweet Grass County included **1,999** people in 2024, or **0.3%** of Montana’s total labor force.
- Total **employment** in Sweet Grass County was **1,956** people in 2024, or **0.3%** of Montana’s total employment.
- **Unemployment** in Sweet Grass County was **43** people in 2024, or **0.3%** of Montana’s total unemployed.
- The **unemployment rate** in Sweet Grass County was **2.2%** in 2024.

Sweet Grass County's Largest Employers	
businessname	Employment Range
STILLWATER MINING COMPANY	1000 employees and above
PIONEER MEDICAL CENTER	50 to 99 employees
TOWN PUMP INC	50 to 99 employees
PIONEER MEATS INC	20 to 49 employees
THE GRAND HOTEL & RESTAURANT	20 to 49 employees

Sweet Grass County

NUMBER OF APPRENTICESHIPS BY OCCUPATION

Occupation	Active Apprenticeships		
	2024	2025	2026
Electricians	3	2	1
Plumbers, Pipefitters, and Steamfitters	2	0	0
Total Apprenticeships	5	2	1
Total Apprenticeships leading to Licensure	5	2	1
% of Total	100%	100%	100%

ACTIVE SPONSORS OVER THE LAST THREE YEARS

2024
3
Sponsors

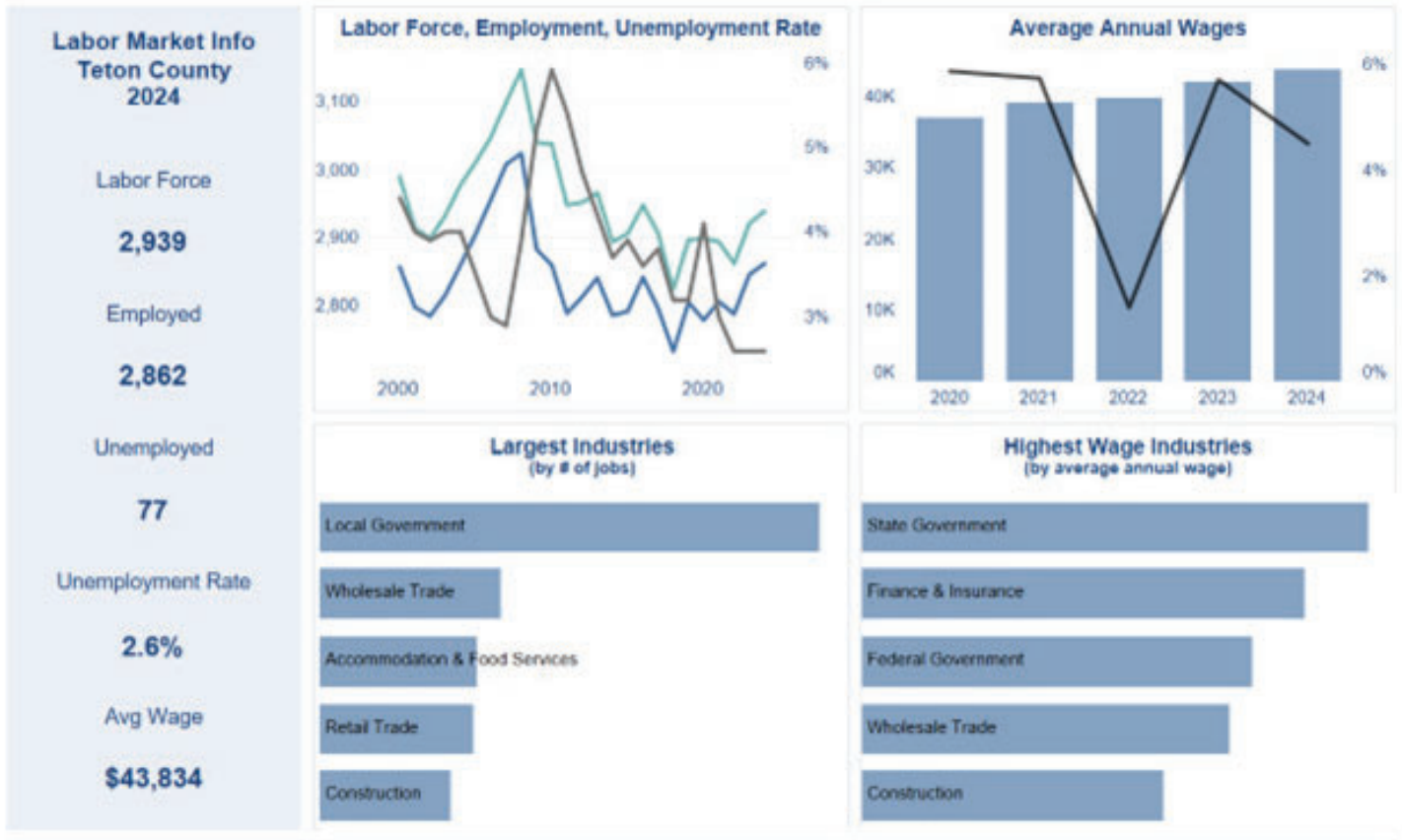
2025
1
Sponsors

2026
1
Sponsors

Occupation	Sponsors
Butchers and Meat Cutters	1
Carpenters	1
Electricians	2
Plumbers, Pipefitters, and Steamfitters	2
Total Sponsors	6
Total Sponsors leading to Licensure	4
% of Total	67%

Teton County

LABOR FORCE & EMPLOYMENT DATA



- The **labor force** in Teton County included **2,939** people in 2024, or **0.5%** of Montana's total labor force.
- Total **employment** in Teton County was **2,862** people in 2024, or **0.5%** of Montana's total employment.
- **Unemployment** in Teton County was **77** people in 2024, or **0.4%** of Montana's total unemployed.
- The **unemployment rate** in Teton County was **2.6%** in 2024.

Teton County's Largest Employers	
businessname	Employment Range
3 RIVERS TELEPHONE COOPERATIVE INC	50 to 99 employees
BENEFIS HOSPITAL	50 to 99 employees
MOUNTAIN VIEW COOP	50 to 99 employees
BREEN OIL AND TIRE LLP	20 to 49 employees
CHOTEAU ACTIVITIES INC	20 to 49 employees
CHOTEAU PERSONAL CARE	20 to 49 employees
FRONT RANGE ASSISTED LIVING LLP	20 to 49 employees
GLACIER BANCORP INC	20 to 49 employees
MAIN STREET EXPRESS	20 to 49 employees
WAGON WHEEL BAR AND GRILL	20 to 49 employees

Teton County

NUMBER OF APPRENTICESHIPS BY OCCUPATION

Occupation	Active Apprenticeships		
	2024	2025	2026
Carpenters	0	2	2
Childcare Workers	1	0	0
Electrical and Electronic Engineering Technologists and Technicians	1	1	1
Electricians	10	8	4
Facilities Managers	0	2	2
Plumbers, Pipefitters, and Steamfitters	3	5	5
Total Apprenticeships	15	18	14
Total Apprenticeships leading to Licensure	13	13	9
% of Total	87%	72%	64%

ACTIVE SPONSORS OVER THE LAST THREE YEARS

Occupation	Sponsors
Carpenters	3
Childcare Workers	1
Electrical and Electronic Engineering Technologists and Technicians	1
Electricians	2
Facilities Managers	1
Nursing Assistants	1
Plumbers, Pipefitters, and Steamfitters	3
Total Sponsors	12
Total Sponsors leading to Licensure	5
% of Total	42%

2024
5
Sponsors

2025
9
Sponsors

2026
9
Sponsors

Toole County

LABOR FORCE & EMPLOYMENT DATA



- The **labor force** in Toole County included **2,273** people in 2024, or **0.4%** of Montana's total labor force.
- Total **employment** in Toole County was **2,216** people in 2024, or **0.4%** of Montana's total employment.
- **Unemployment** in Toole County was **57** people in 2024, or **0.3%** of Montana's total unemployed.
- The **unemployment rate** in Toole County was **2.5%** in 2024.

Toole County's Largest Employers	
businessname	Employment Range
CROSSROADS CORRECTIONAL FACILITY	100 to 249 employees
LOGAN HEALTH-SHELBY	50 to 99 employees
MARIAS HEALTHCARE SERVICES INC	50 to 99 employees
TOWN PUMP INC	50 to 99 employees
ALBERTSONS	20 to 49 employees
DICK IRVIN INC.	20 to 49 employees
MARIAS HERITAGE CENTER	20 to 49 employees
MARIAS VALLEY GOLF & CC	20 to 49 employees
SHELBY INN & SUITES LLC	20 to 49 employees
SOMONT OIL COMPANY, INC.	20 to 49 employees

Toole County

NUMBER OF APPRENTICESHIPS BY OCCUPATION

Occupation	Active Apprenticeships		
	2024	2025	2026
Electricians	3	2	2
Medical Assistants	4	4	3
Plumbers, Pipefitters, and Steamfitters	1	0	0
Total Apprenticeships	8	6	5
Total Apprenticeships leading to Licensure	4	2	2
% of Total	50%	33%	40%

ACTIVE SPONSORS OVER THE LAST THREE YEARS

2024
3
Sponsors


2025
2
Sponsors

2026
2
Sponsors

Occupation	Sponsors
Electricians	1
Medical Assistants	1
Plumbers, Pipefitters, and Steamfitters	2
Slaughterers and Meat Packers	1
Total Sponsors	5
Total Sponsors leading to Licensure	3
% of Total	60%

Treasure County

LABOR FORCE & EMPLOYMENT DATA



- The **labor force** in Treasure County included **410** people in 2024, or **0.1%** of Montana's total labor force.
- Total **employment** in Treasure County was **400** people in 2024, or **0.1%** of Montana's total employment.
- **Unemployment** in Treasure County was **10** people in 2024, or **0.1%** of Montana's total unemployed.
- The **unemployment rate** in Treasure County was **2.4%** in 2024.

Treasure County's Largest Employers	
businessname	Employment Range
Data unavailable due to confidentiality constraints.	Unknown

Treasure County

NUMBER OF APPRENTICESHIPS BY OCCUPATION

Occupation	Active Apprenticeships		
	2024	2025	2026
Total Apprenticeships	0	0	0
Total Apprenticeships leading to Licensure	0	0	0
% of Total	0%	0%	0%

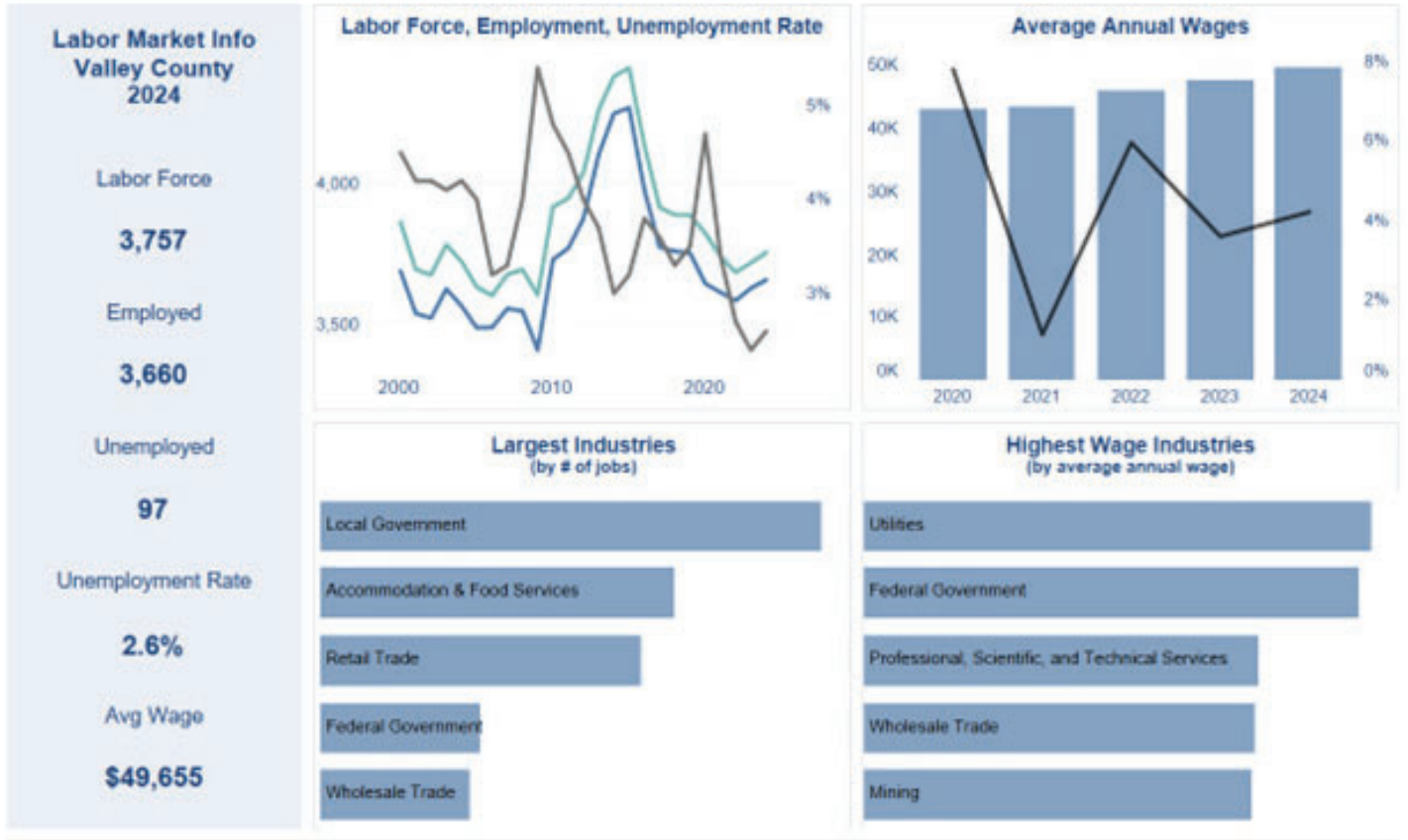
ACTIVE SPONSORS OVER THE LAST THREE YEARS



Occupation	Sponsors
NA	
Total Sponsors	0
Total Sponsors leading to Licensure	0
% of Total	0%

Valley County

LABOR FORCE & EMPLOYMENT DATA



- The **labor force** in Valley County included **3,757** people in 2024, or **0.6%** of Montana’s total labor force.
- Total **employment** in Valley County was **3,660** people in 2024, or **0.7%** of Montana’s total employment.
- **Unemployment** in Valley County was **97** people in 2024, or **0.6%** of Montana’s total unemployed.
- The **unemployment rate** in Valley County was **2.6%** in 2024.

Valley County's Largest Employers	
businessname	Employment Range
FRANCES MAHON DEACONESS HOSPITAL	250 to 499 employees
COTTONWOOD INN	50 to 99 employees
PRAIRIE TRAVELERS INC	50 to 99 employees
REYNOLDS WAREHOUSE GROCERY	50 to 99 employees
SUMMIT UTILITY SERVICES LLC	50 to 99 employees
VALLEY VIEW HOME	50 to 99 employees
ALBERTSONS	20 to 49 employees
EUGENES PIZZA	20 to 49 employees
HOMECARE MONTANA	20 to 49 employees
VALLEY RURAL TELEPHONE COOP ASSOC	20 to 49 employees

Valley County

NUMBER OF APPRENTICESHIPS BY OCCUPATION

Occupation	Active Apprenticeships		
	2024	2025	2026
Computer, Automated Teller, and Office Machine Repairers	2	0	0
Electrical and Electronic Repairers, Powerhouse, Substation, and Relay	2	2	2
Electrical Power-Line Installers and Repairers	2	1	1
Electricians	1	3	3
Industrial Machinery Mechanics	0	1	0
Manicurists and Pedicurists	0	0	1
Plumbers, Pipefitters, and Steamfitters	3	1	2
Power Plant Operators	1	1	0
Total Apprenticeships	11	9	9
Total Apprenticeships leading to Licensure	4	4	6
% of Total	36%	44%	67%

ACTIVE SPONSORS OVER THE LAST THREE YEARS

2024
4
Sponsors

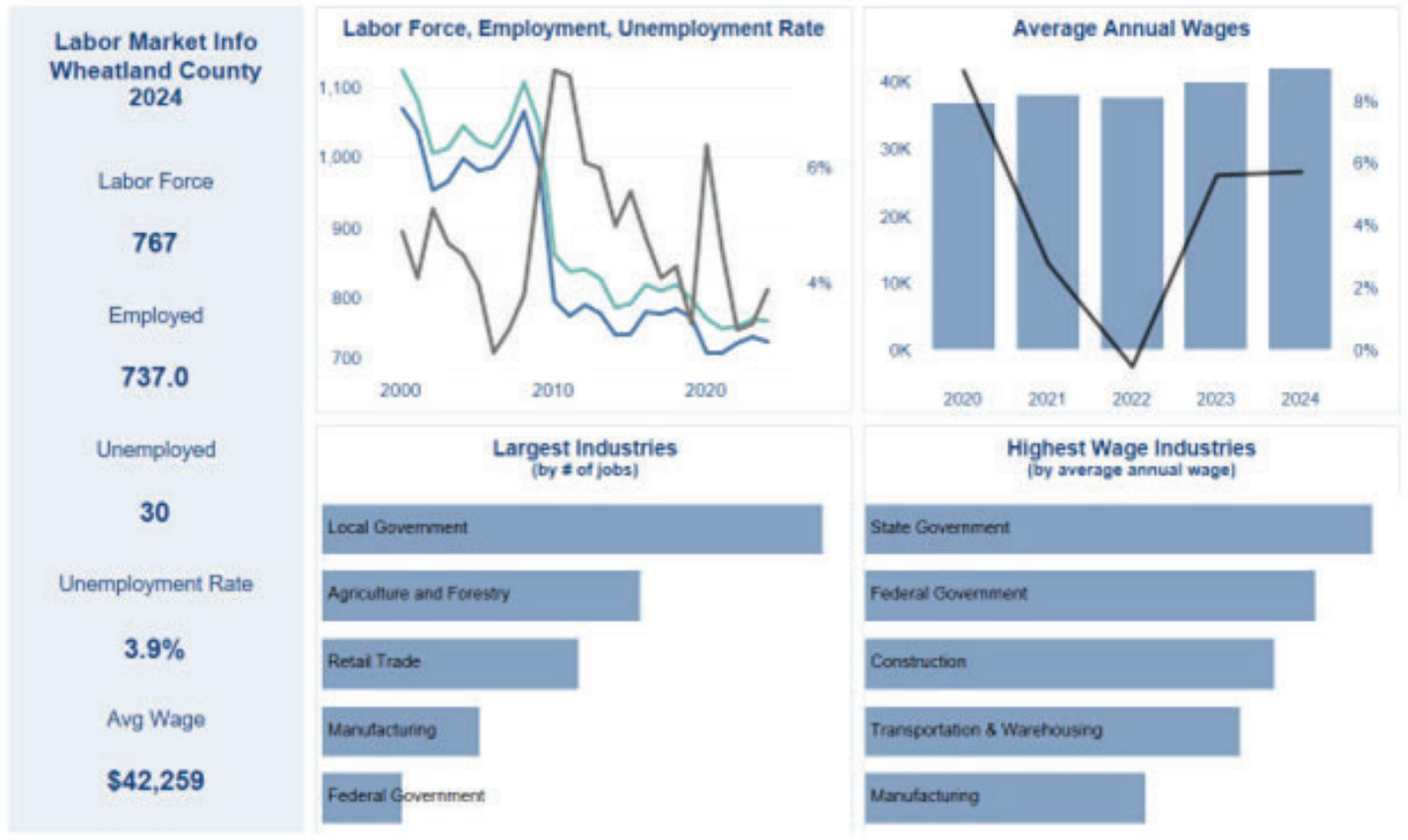
2025
5
Sponsors

2026
6
Sponsors

Occupation	Sponsors
Carpenters	1
Computer, Automated Teller, and Office Machine Repairers	1
Electrical and Electronic Engineering Technologists and Technicians	1
Electrical and Electronic Repairers, Powerhouse, Substation, and Relay	1
Electrical Power-Line Installers and Repairers	2
Electricians	6
Health Education Specialists	1
Industrial Machinery Mechanics	1
Manicurists and Pedicurists	1
Medical Records Specialist	1
Plumbers, Pipefitters, and Steamfitters	1
Power Plant Operators	1
Production Workers, All Other	1
Total Sponsors	19
Total Sponsors leading to Licensure	8
% of Total	42%

Wheatland County

LABOR FORCE & EMPLOYMENT DATA



- The **labor force** in Wheatland County included **767** people in 2024, or **0.1%** of Montana's total labor force.
- Total **employment** in Wheatland County was **737** people in 2024, or **0.1%** of Montana's total employment.
- **Unemployment** in Wheatland County was **30** people in 2024, or **0.2%** of Montana's total unemployed.
- The **unemployment rate** in Wheatland County was **3.9%** in 2024.

Wheatland County's Largest Employers	
businessname	Employment Range
Data unavailable due to confidentiality constraints.	Unknown

Wheatland County

NUMBER OF APPRENTICESHIPS BY OCCUPATION

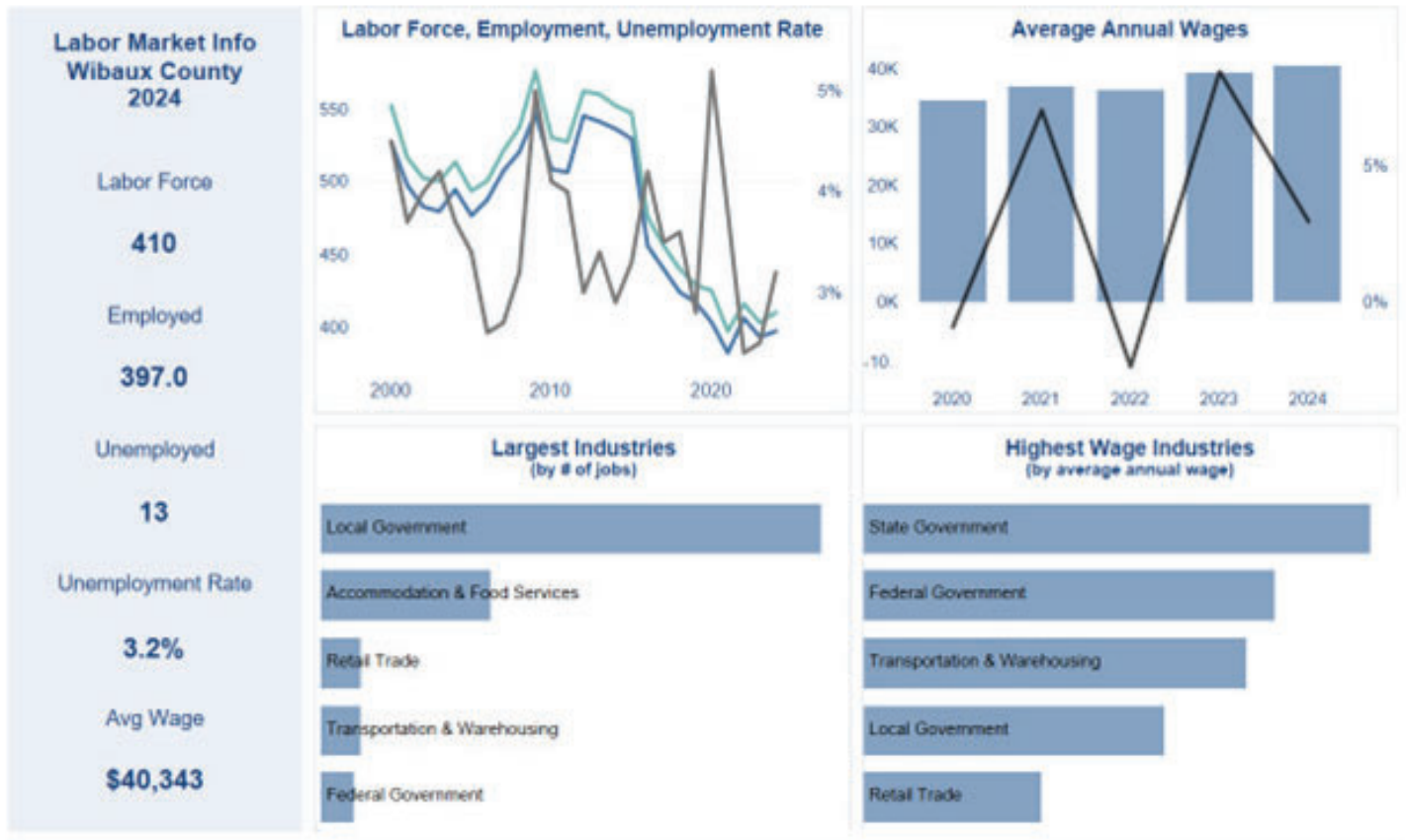
Occupation	Active Apprenticeships		
	2024	2025	2026
Administrative Services Managers	0	0	1
Plumbers, Pipefitters, and Steamfitters	1	1	1
Veterinary Assistants and Laboratory Animal Caretakers	1	0	0
Veterinary Technologists and Technicians	1	2	2
Total Apprenticeships	3	3	4
Total Apprenticeships leading to Licensure	2	3	3
% of Total	67%	100%	75%

ACTIVE SPONSORS OVER THE LAST THREE YEARS

Year	Occupation	Sponsors
2024 2 Sponsors	Administrative Services Managers	1
	Medical Records Specialists	1
2025 2 Sponsors	Plumbers, Pipefitters, and Steamfitters	2
	Veterinary Assistants and Laboratory Animal Caretakers	1
2026 2 Sponsors	Veterinary Technologists and Technicians	1
	Total Sponsors	6
	Total Sponsors leading to Licensure	3
	% of Total	50%

Wibaux County

LABOR FORCE & EMPLOYMENT DATA



- The **labor force** in Wibaux County included **410** people in 2024, or **0.1%** of Montana's total labor force.
- Total **employment** in Wibaux County was **397** people in 2024, or **0.1%** of Montana's total employment.
- **Unemployment** in Wibaux County was **13** people in 2024, or **0.1%** of Montana's total unemployed.
- The **unemployment rate** in Wibaux County was **3.2%** in 2024.

Wibaux County's Largest Employers	
businessname	Employment Range
Data unavailable due to confidentiality constraints.	Unknown

Wibaux County

NUMBER OF APPRENTICESHIPS BY OCCUPATION

Occupation	Active Apprenticeships		
	2024	2025	2026
Telecommunications Line Installers and Repairers	1	2	2
Total Apprenticeships	1	2	2
Total Apprenticeships leading to Licensure	0	0	0
% of Total	0%	0%	0%

2024
1
Sponsors

ACTIVE SPONSORS OVER THE LAST THREE YEARS

2025
1
Sponsors

2026
1
Sponsors

Occupation	Sponsors
Electricians	1
Telecommunications Line Installers and Repairers	1
Total Sponsors	2
Total Sponsors leading to Licensure	1
% of Total	50%

Yellowstone County

LABOR FORCE & EMPLOYMENT DATA



- The **labor force** in Yellowstone County included **88,924** people in 2024, or **15.4%** of Montana’s total labor force.
- Total **employment** in Yellowstone County was **86,431** people in 2024, or **15.4%** of Montana’s total employment.
- **Unemployment** in Yellowstone County was **2,493** people in 2024, or **14.6%** of Montana’s total unemployed.
- The **unemployment rate** in Yellowstone County was **2.8%** in 2024.

Yellowstone County's Largest Employers	
businessname	Employment Range
BILLINGS CLINIC	1000 employees and above
INTERMOUNTAIN HEALTH	1000 employees and above
WAL MART	1000 employees and above
ALBERTSONS	500 to 999 employees
CHS INC	500 to 999 employees
FIRST INTERSTATE BANK	500 to 999 employees
SCL HEALTH MEDICAL GROUP	500 to 999 employees
ST JOHNS LUTHERAN MINISTRIES INC	500 to 999 employees
UPS	500 to 999 employees
WELLS FARGO BANK	500 to 999 employees
COSTCO	250 to 499 employees
FED EX	250 to 499 employees
JP2 LLC	250 to 499 employees
PAR PETROLEUM LLC	250 to 499 employees
PHILLIPS 66 COMPANY	250 to 499 employees

Yellowstone County

NUMBER OF APPRENTICESHIPS BY OCCUPATION

Occupation	Active Apprenticeships		
	2024	2025	2026
Animal Trainers	4	4	4
Boilermakers	3	4	4
Brickmasons and Blockmasons	2	2	1
Bus and Truck Mechanics and Diesel Engine Specialists	2	3	2
Carpenters	26	16	12
Childcare Workers	4	3	3
Construction Laborers	1	4	4
Electrical and Electronics Repairers, Commercial and Industrial Equipment	0	2	2
Electrical and Electronic Repairers, Powerhouse, Substation, and Relay	5	4	4
Electrical Power-Line Installers and Repairers	3	6	5
Electricians	138	146	116
Elevator and Escalator Installers and Repairers	3	2	1
Facilities Managers	2	0	0
Heating, Air Conditioning, and Refrigeration Mechanics and Installers	7	7	7
Industrial Machinery Mechanics	10	6	6
Information Security Analysts	2	1	0
Inspectors, Testers, Sorters, Samplers, and Weighers	0	2	2
Interior Designers	1	1	0
Painters, Construction and Maintenance	7	3	3
Plumbers, Pipefitters, and Steamfitters	146	142	123
Power Plant Operators	2	2	0
Registered Nurses	17	17	16
Riggers	6	12	10
Wind Turbine Service Technicians	0	2	2
Total Apprenticeships	391	391	327
Total Apprenticeships leading to Licensure	304	307	256
% of Total	78%	79%	78%

Yellowstone County

ACTIVE SPONSORS OVER THE LAST THREE YEARS

2024
82
Sponsors

2025
85
Sponsors

2026
77
Sponsors

Occupation	Sponsors
Animal Trainers	1
Automotive Service Technicians and Mechanics	1
Boilermakers	1
Brickmasons and Blockmasons	2
Bus and Truck Mechanics and Diesel Engine Specialists	1
Carpenters	8
Childcare Workers	11
Computer, Automated Teller, and Office Machine Repairs	1
Construction Laborers	1
Cooks, Restaurant	1
Electrical and Electronics Repairers, Commercial and Industrial Equipment	1
Electrical and Electronic Repairers, Powerhouse, Substation, and Relay	1
Electrical Power-Line Installers and Repairers	1
Electricians	63
Elevator and Escalator Installers and Repairers	4
Facilities Managers	1
Farm Equipment Mechanics and Service Technicians	1
Firefighters	1
Glaziers	1
Heating, Air Conditioning, and Refrigeration Mechanics and Installers	7
Heavy and Tractor-Trailers Truck Drivers	1
Industrial Machinery Mechanics	2
Information Security Analysts	1
Inspectors, Testers, Sorters, Samplers, and Weighers	1
Interior Designers	1
Network and Computer Systems Administrators	1
Nursing Assistants	3
Painters, Construction and Maintenance	4
Plumbers, Pipefitters, and Steamfitters	58
Power Plant Operators	1
Registered Nurses	2
Riggers	1
Roofers	1
Stonemasons	1
Travel Agents	1
Tree Trimmers and Pruners	1
Wind Turbine Service Technicians	1
Total Sponsors	190
Total Sponsors leading to Licensure	127
% of Total	67%